

Western Australia Partners in the Community

Partners in the Community are community based organisations that work with the NDIA to deliver the NDIS. Early childhood partners provide early childhood support to children younger than 7 and their families. Local Area Coordination (LAC) partners support people from 7 years and older.









Western Australia



Early childhood partner contact information



Our early childhood partners

Our early childhood partners are local organisations we fund to deliver the early childhood approach. Our early childhood partners have teams of professionals with experience and clinical expertise in working with young children with developmental delay or disability and their families. We chose them as partners for their specialist skills in early childhood intervention.

Service Area	Council Area	Partner	Contact
Central North Metro	Cambridge	Peppermint Grove	 Wanslea with families, for children since 1943 1300 969 645 NDIS@wanslea.org.au
	Claremont	Perth	
	Cottesloe	Stirling	
	Mosman Park	Subiaco	
	Nedlands	Vincent	
Central South Metro	Cockburn	Kwinana	 Wanslea with families, for children since 1943 1300 969 645 NDIS@wanslea.org.au
	East Fremantle	Melville	
	Fremantle	South Perth	
North East Metro	Bassendean	Mundaring	 Wanslea with families, for children since 1943 1300 969 645 NDIS@wanslea.org.au
	Bayswater	Swan	
	Kalamunda		
North Metro	Joondalup		 Wanslea with families, for children since 1943 1300 969 645 NDIS@wanslea.org.au
	Wanneroo		
South East Metro	Belmont	Gosnells	 Wanslea with families, for children since 1943 1300 969 645 NDIS@wanslea.org.au
	Canning	Victoria Park	
South Metro	Armadale	Murray	 Wanslea with families, for children since 1943 1300 969 645 NDIS@wanslea.org.au
	Mandurah	Rockingham	
Great Southern	Albany	Katanning	 Wanslea with families, for children since 1943 1300 969 645 NDIS@wanslea.org.au
	Broomehill-	Kent	
	Tambellup	Kojonup	
	Cranbrook	Plantagenet	
	Denmark	Woodanilling	
	Gnowangerup		
	Jerramungup		

Service Area	Council Area	Partner	Contact
South West	Augusta-Margaret River	Dardanup	 1300 969 645 NDIS@wanslea.org.au
	Boyup Brook	Donnybrook-Balingup	
	Bridgetown-Greenbushes	Harvey	
	Bunbury	Manjimup	
	Busselton	Nannup	
	Capel	Waroona	
	Collie		
Inner Wheatbelt	Chittering	Toodyay	 1300 969 645 NDIS@wanslea.org.au
	Gingin	York	
	Northam		

If someone lives in an area not identified as being supported by an NDIS partner, please call the NDIS on **1800 800 110**.

Western Australia

Local Area Coordination partner contact information



Our Local Area Coordination (LAC) partners

For most people aged 7 years and older, a Local Area Coordinator will be their main point of contact for the NDIS. Local Area Coordinators will help people with disability to connect with supports, activities in their community and other government services to meet their needs. They also help participants to understand the NDIS, work with NDIS participants to develop and use their NDIS plan.

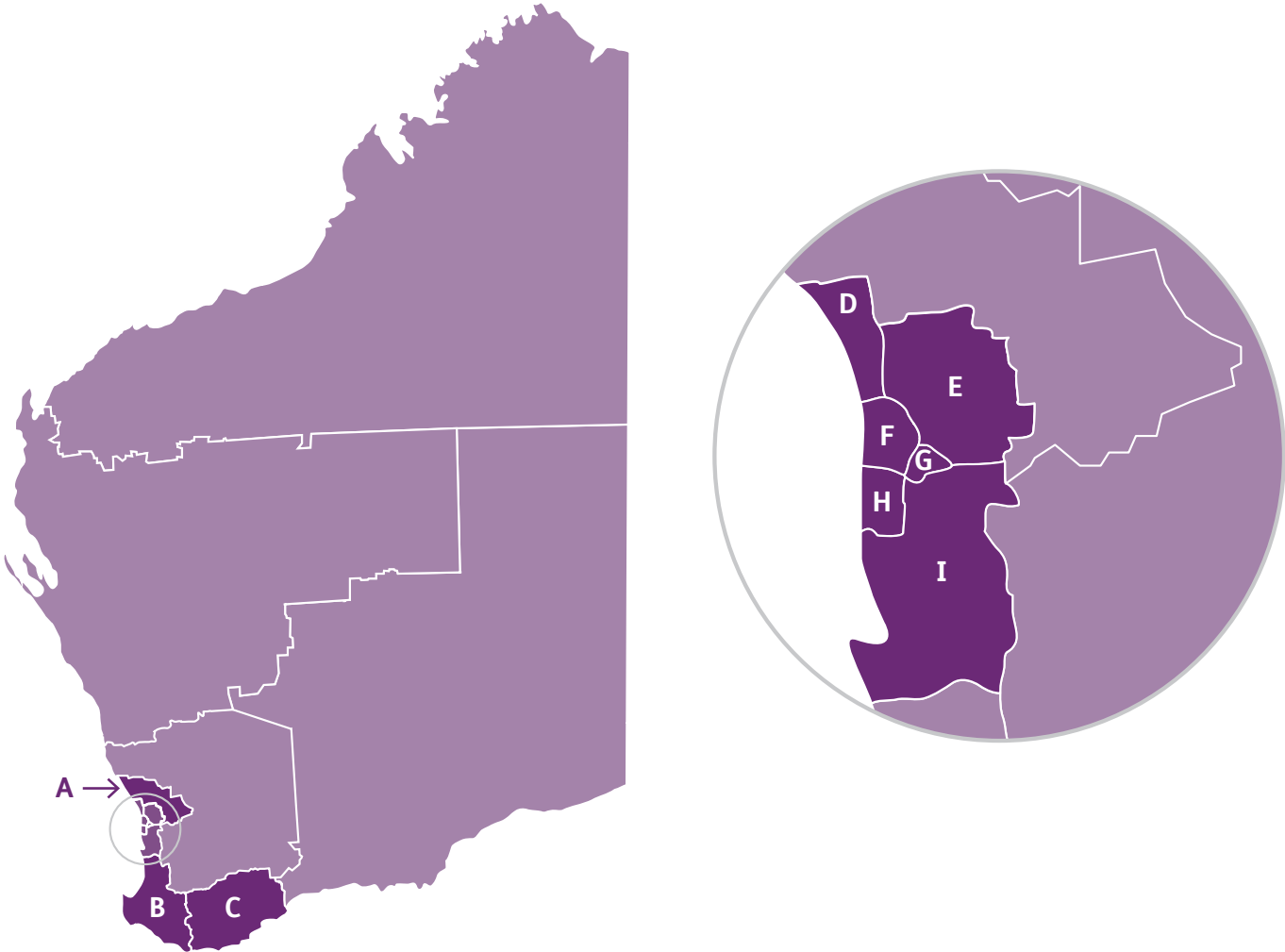
Service Area	Council Area	Partner	Contact
Central North Metro	Cambridge	Perth	MISSION AUSTRALIA 1800 370 776 lacentralnorth@missionaustralia.com.au
	Claremont	Stirling	
	Cottesloe	Subiaco	
	Mosman Park	Vincent	
	Nedlands Peppermint Grove		
Central South Metro	Cockburn	Kwinana	APM 1300 276 522 LAC@apm.net.au
	East Fremantle	Melville	
	Fremantle	South Perth	
North East Metro	Bassendean	Mundaring	MISSION AUSTRALIA 1800 370 776 lacnortheastmetro@missionaustralia.com.au
	Bayswater	Swan	
	Kalamunda		
North Metro	Joondalup		APM 1300 276 522 LAC@apm.net.au
	Wanneroo		
South East Metro	Belmont	Gosnells	MISSION AUSTRALIA 1800 370 776 lacsoutheastmetro@missionaustralia.com.au
	Canning	Victoria Park	
South Metro	Armadale	Murray	APM 1300 276 522 LAC@apm.net.au
	Mandurah	Rockingham	

Service Area	Council Area	Partner	Contact
Great Southern	Albany	Katanning	1300 276 522 LAC@apm.net.au
	Broomehill- Tambellup	Kent	
	Cranbrook	Kojonup	
	Denmark	Plantagenet	
	Gnowangerup	Woodanilling	
	Jerramungup		
South West	Augusta-Margaret River	Dardanup	1300 276 522 LAC@apm.net.au
	Boyup Brook	Donnybrook- Balingup	
	Bridgetown- Greenbushes	Harvey	
	Bunbury	Manjimup	
	Busselton	Nannup	
	Capel	Waroona	
	Collie		
Inner Wheatbelt	Chittering	Toodyay	1300 276 522 LAC@apm.net.au
	Gingin	York	
	Northam		

If someone lives in an area not identified as being supported by an NDIS partner, please call the NDIS on **1800 800 110**.

Western Australia

Find your local NDIS partner 



Key	Service Area	Early childhood partner	LAC partner
A, B, C, D, H, I	Inner Wheatbelt, South West, Great Southern, North Metro, Central South Metro, South Metro	Wanslea	APM
E, F, G	North East Metro, Central North Metro, South East Metro	Wanslea	Mission Australia



For more information please contact:

[ndis.gov.au](https://www.ndis.gov.au)

National Disability Insurance Agency



Telephone 1800 800 110



enquiries@ndis.gov.au



Find us on Facebook/[NDISAus](https://www.facebook.com/NDISAus)



Follow us on Twitter [@NDIS](https://twitter.com/NDIS)