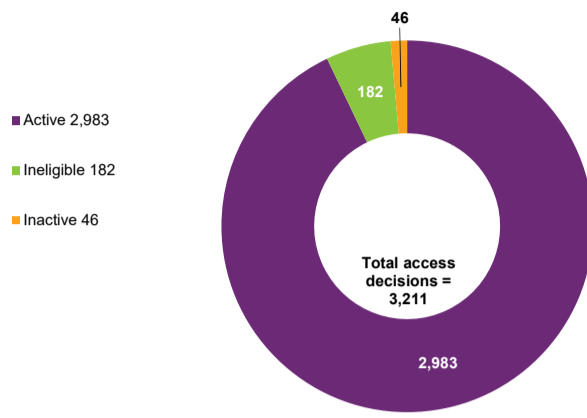
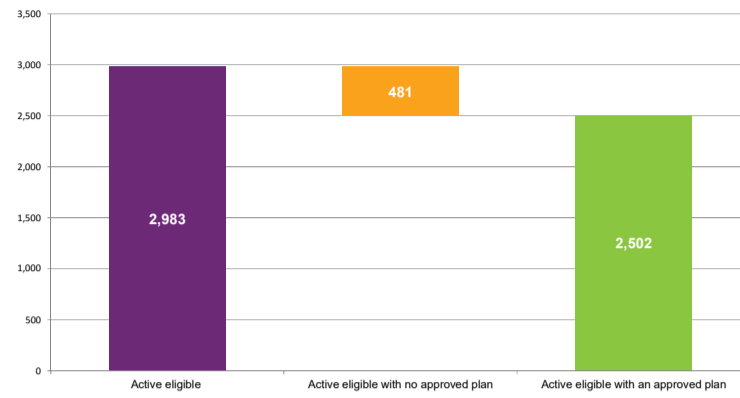


1. Eligibility

1.1 Access decisions: number of people eligible and ineligible

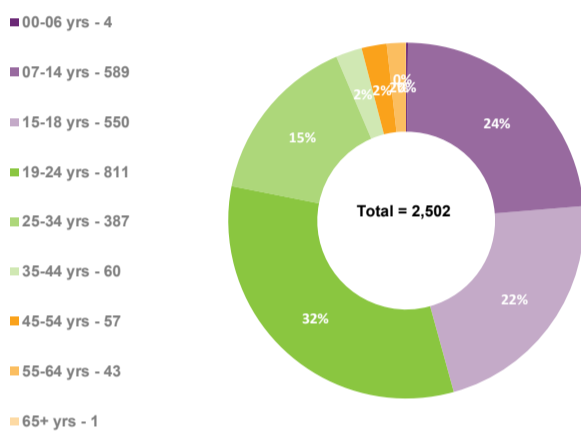


1.2 Active participants and plan approvals

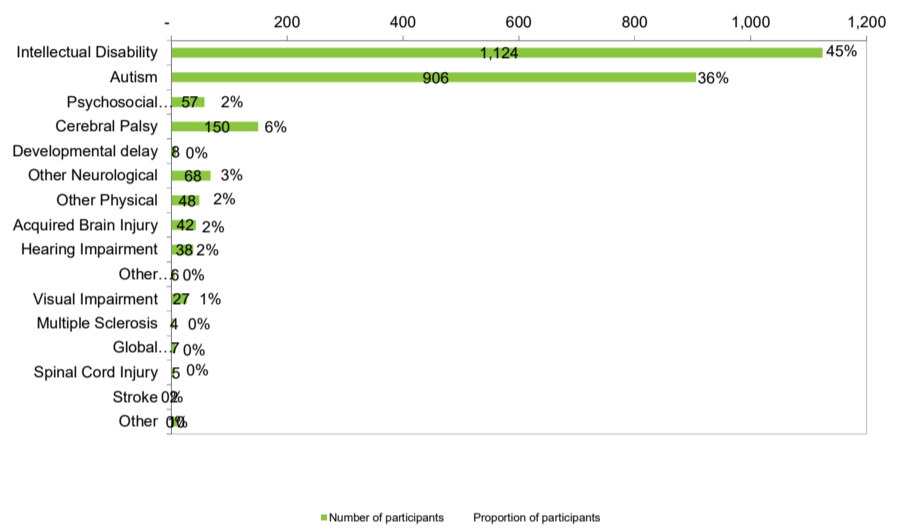


2. Participant characteristics

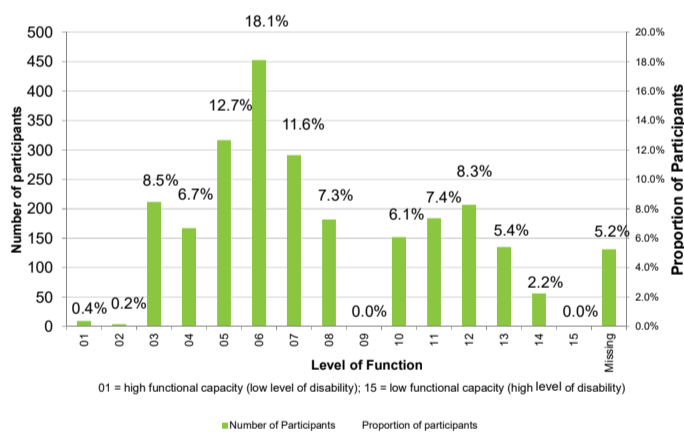
2.1 Age profile of active participants with an approved plan (no. of participants)



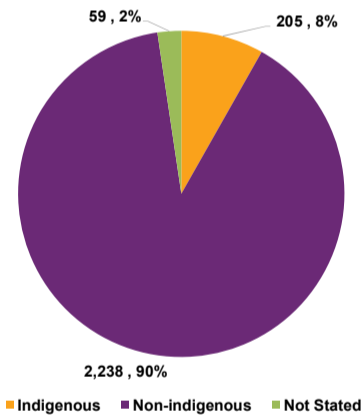
2.2 Primary disability of active participants with an approved plan



2.3 The level of function of active participants with an approved plan

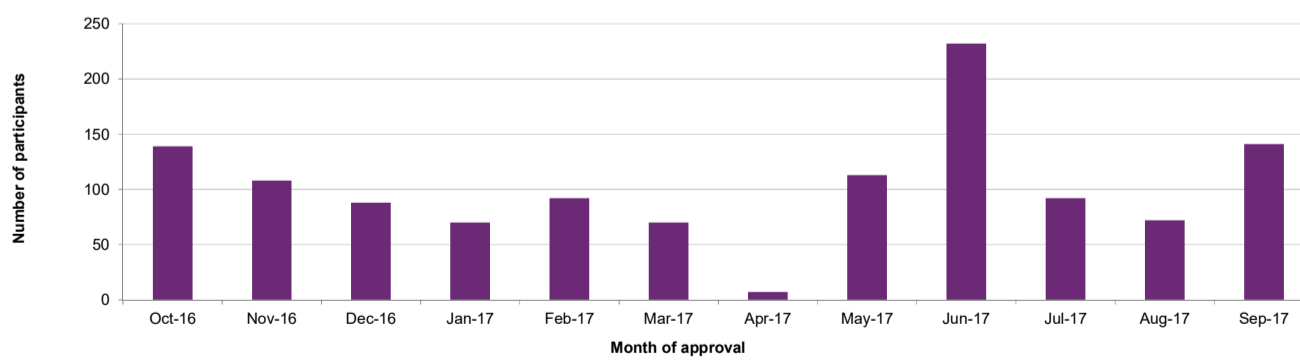


2.4 Indigenous status of active participants with an approved plan



3. Plan approvals

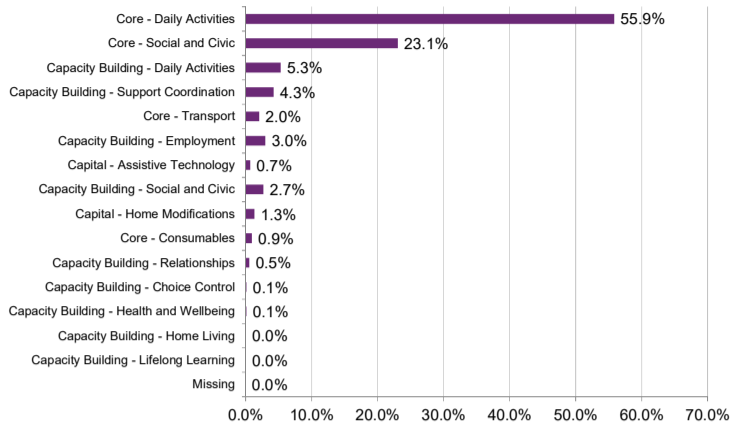
3.1 Month of initial plan approval



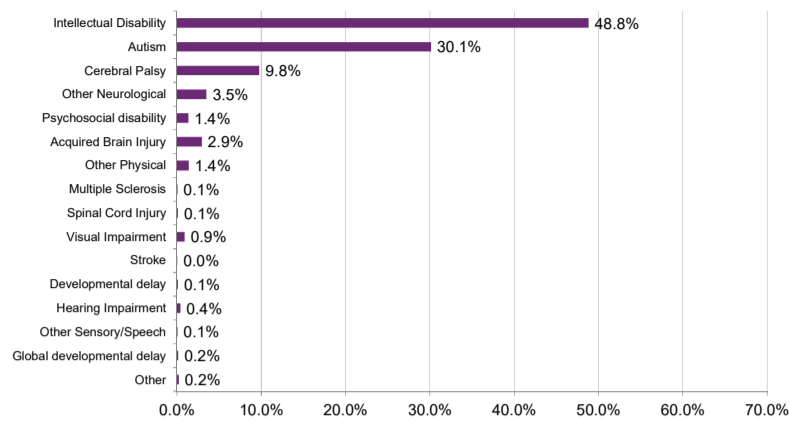
4. Total annualised committed support - most recent approved plans

\$0.2bn is included in the current plans of the 2,502 active participants.

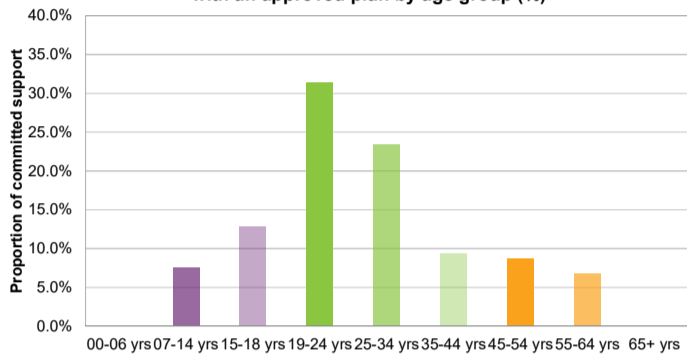
4.1 Total annualised committed support for active participants with an approved plan by support category (%)



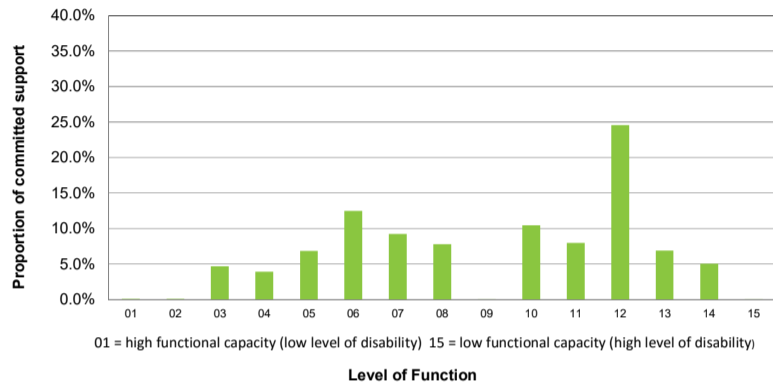
4.2 Total annualised committed support for active participants with an approved plan by primary disability (%)



4.3 Total annualised committed support for active participants with an approved plan by age group (%)

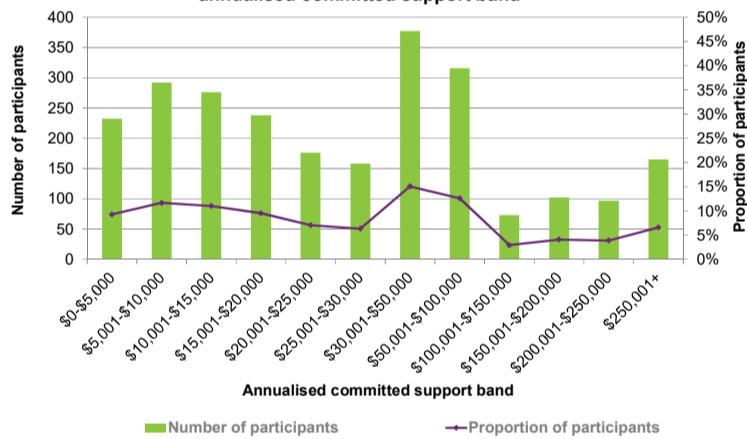


4.4 Total annualised committed support for active participants with an approved plan by level of function (%)

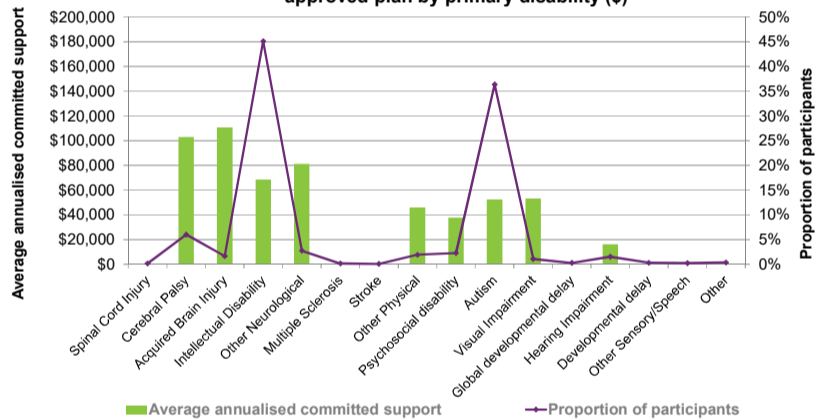


5. Average annualised committed support - most recent approved plans

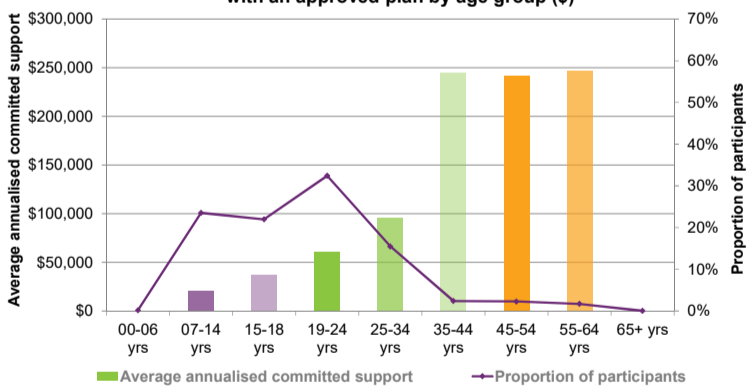
5.1 Distribution of active participants with an approved plan by annualised committed support band



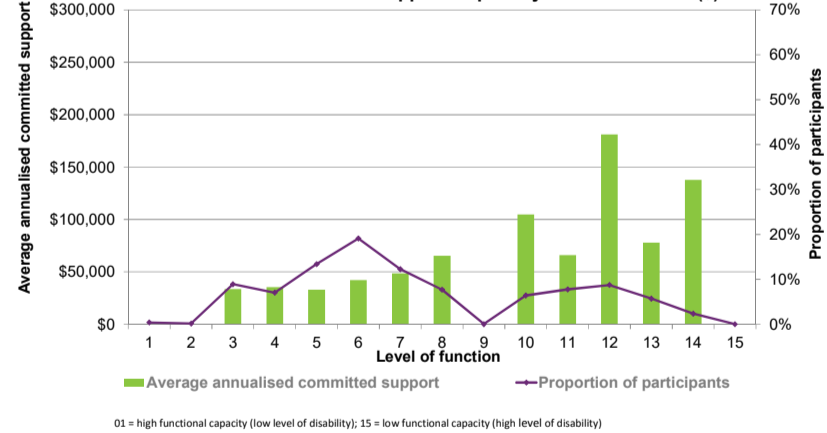
5.2 Average annualised committed support for active participants with an approved plan by primary disability (\$)



5.3 Average annualised committed support for active participants with an approved plan by age group (\$)



5.4 Average annualised committed support for active participants with a function score and an approved plan by level of function (\$)



6. Providers

6.1 Registered providers as at 30 September 2017 by entity type

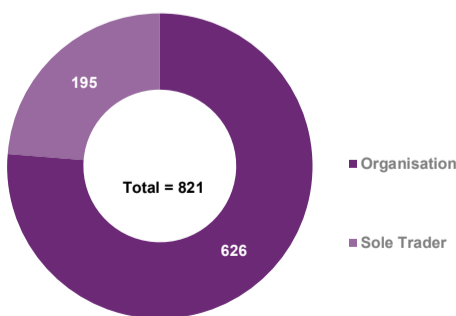


Table 6.2 Registered providers as at 30 September 2017 by registration group

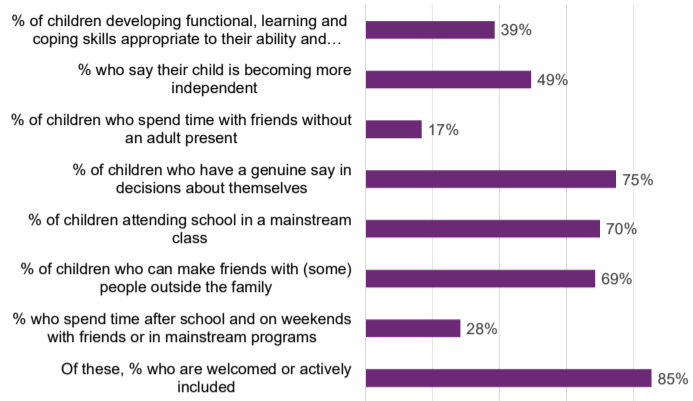
Registration Group	# Providers	Registration Group	# Providers
Therapeutic Supports	206	Assistive Prod-Household Task	95
Household Tasks	107	Plan Management	28
Assist-Travel/Transport	122	Assistive Equip-Recreation	124
Early Childhood Supports	61	Community Nursing Care	34
Assist Prod-Pers Care/Safety	214	Daily Tasks/Shared Living	61
Participate Community	109	Comms & Info Equipment	94
Home Modification	85	Custom Prosthetics	61
Development-Life Skills	90	Assist Access/Maintain Employ	47
Personal Mobility Equipment	182	Specialised Driver Training	39
Innov Community Participatio	69	Interpret/Translate	32
Assist-Life Stage, Transition	101	Specialised Disability Accommodati	29
Behaviour Support	62	Hearing Equipment	57
Assist Personal Activities	83	Vision Equipment	41
Ex Phys Pers Training	59	Spec Support Employ	26
Support Coordination	50	Vehicle modifications	31
Accommodation/Tenancy	65	Specialised Hearing Services	11
Personal Activities High	82	Hearing Services	5
Group/Centre Activities	73	Assistance Animals	2

7. Participants and carers outcomes and support packages by participant age group

Baseline measures are collected on participants from the short-form outcomes framework (SFOF) questionnaires during the transition period. Active participants with an initial plan approved during the period 1 July 2016 to 30 September 2017 are included.

Age group: age 7 to end of age 14
Baseline outcomes - participants

7.9 Participants starting school age 7 to 14



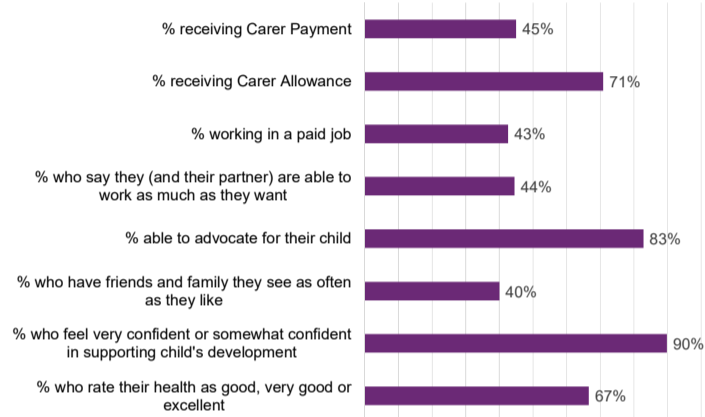
7.10 Description of key participant outcome domains

Outcome statements for children aged 6 (or school entry) -15 years:

1. Children gain functional, developmental and coping skills that are appropriate to their ability and circumstances / specialist services
2. Children show evidence of self-determination in their everyday lives
3. Children participate meaningfully in family life
4. Children participate meaningfully in

Baseline outcomes - family

7.11 Family/carers of participants starting school age 0 to 14 (selected indicators)



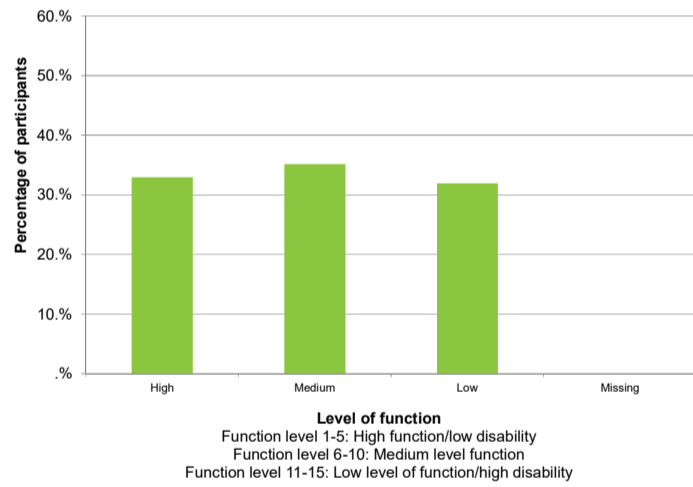
7.12 Description of key carer outcome domains

Outcome statements for families / carers of children with disability aged 6-15 years:

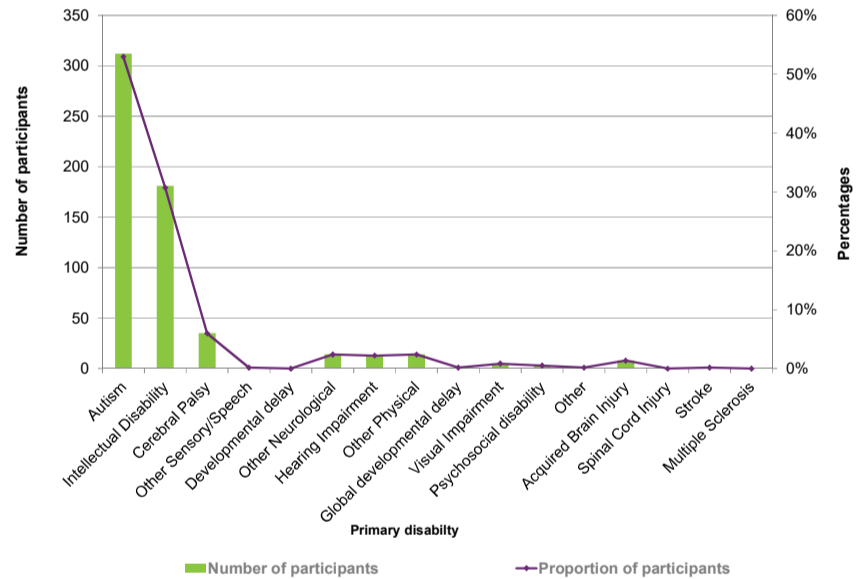
1. Families know their rights and advocate effectively for their children
2. Families feel supported
3. Families are able to gain access to desired services, programs, and activities in their community
4. Families help their children develop and learn
5. Families enjoy health and wellbeing

Participant characteristics

7.13 Distribution of active participants with an approved plan by level of function for age 7 to 14 yrs

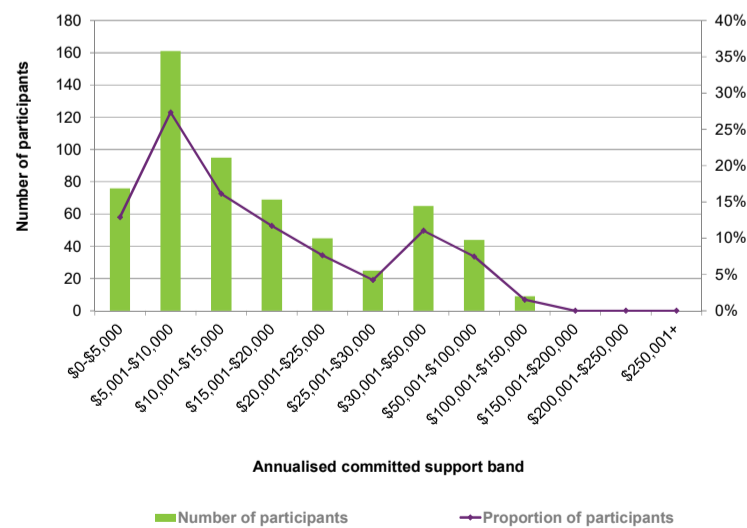


7.14 Distribution of active participants with an approved plan by primary disability for age 7 to 14 yrs

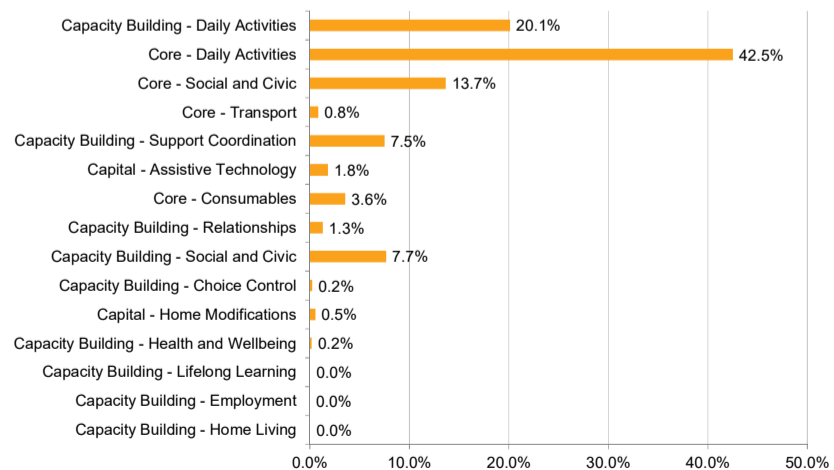


Support packages

7.15 Distribution of active participants with an approved plan by annualised committed support band for age 7 to 14 yrs



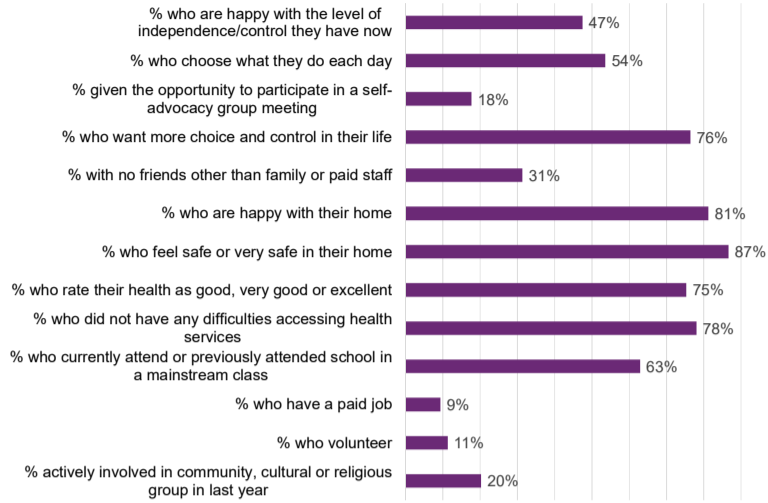
7.16 Total annualised committed support for active participants with an approved plan by support category for age 7 to 14 yrs



7. Participants and carers outcomes and support packages by participant age group

Age group: age 15 to age 24
Baseline outcomes - participants

7.17 Participants 15 to 24 (selected indicators)



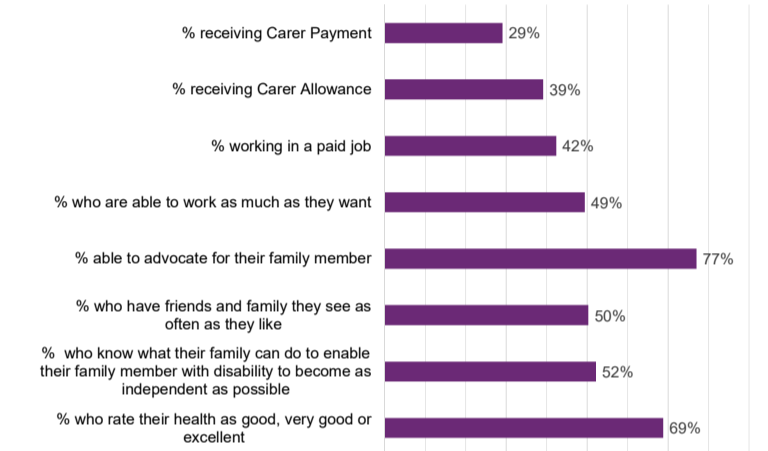
7.18 Description of key participant outcome domains

The adult framework consists of 8 participant domains:

1. Choice and control
2. Daily living activities
3. Relationships
4. Home
5. Health and wellbeing
6. Lifelong learning
7. Work
8. Social, community and civic participation

Baseline outcomes - family

7.19 Family/carers of participants 15 to 24 (selected indicators)



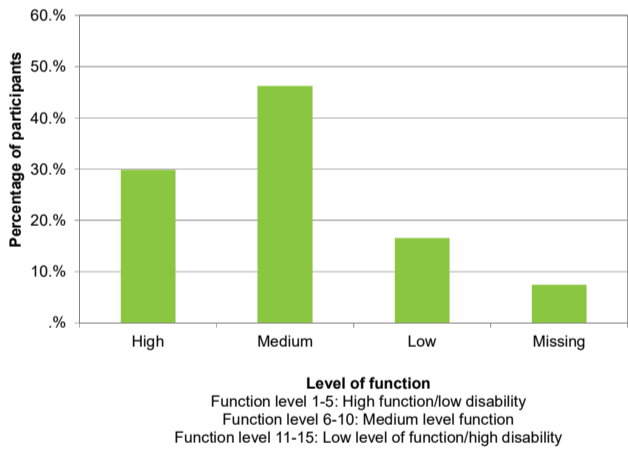
7.20 Description of key carer outcome domains

Outcome statements for families / carers of participants aged 15-24 years:

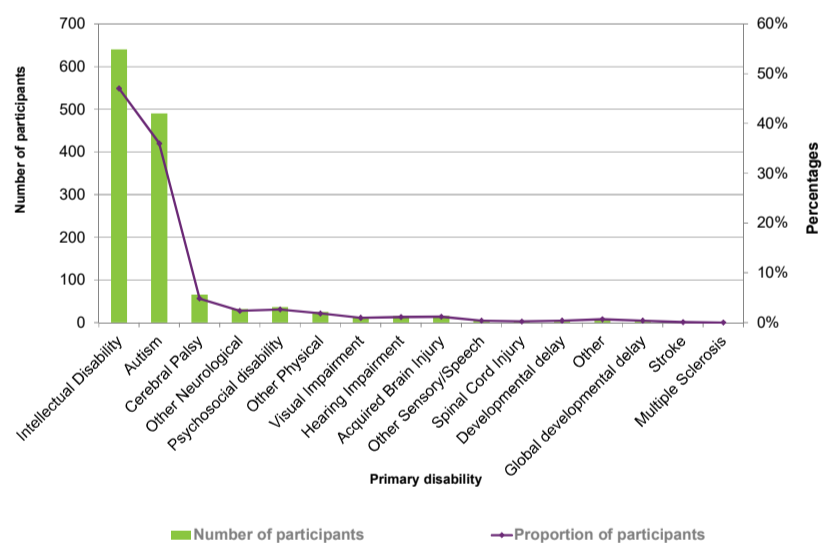
1. Families know their rights and advocate effectively for their young person with disability
2. Families have the support they need to care
3. Families are able to gain access to desired services, programs, and activities in their community
4. Families help their young person become independent
5. Families enjoy health and wellbeing

Participant characteristics

7.21 Distribution of active participants with an approved plan by level of function for age 15 to 24 yrs

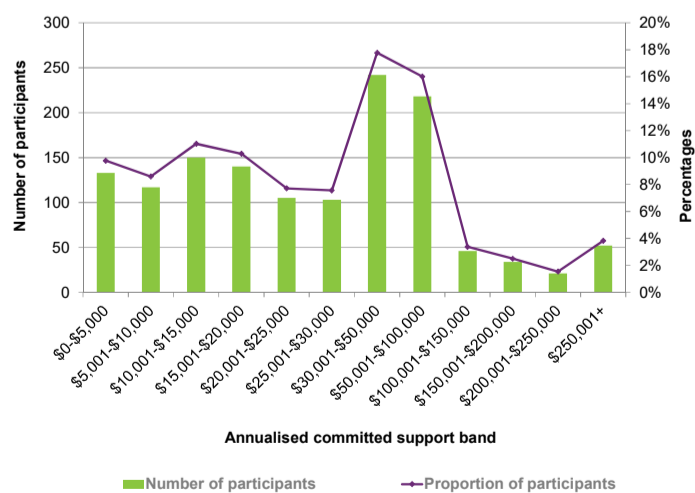


7.22 Distribution of active participants with an approved plan by primary disability for age 15 to 24 yrs

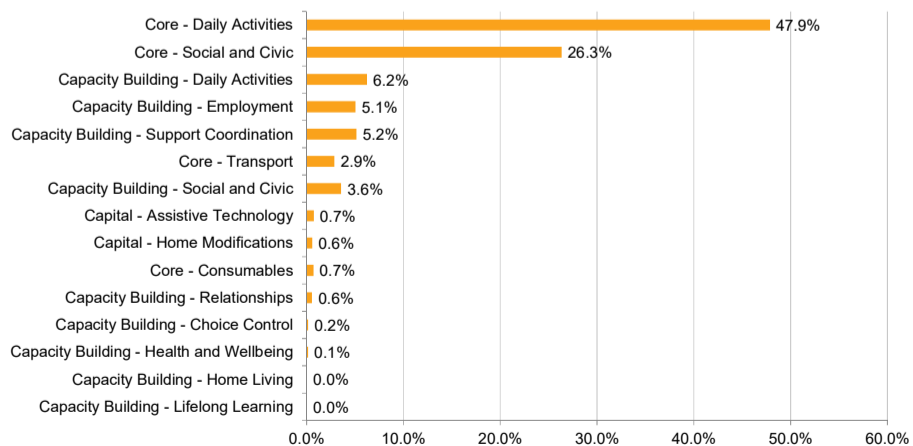


Support package

7.23 Distribution of active participants with an approved plan by annualised committed support band for age 15 to 24 yrs



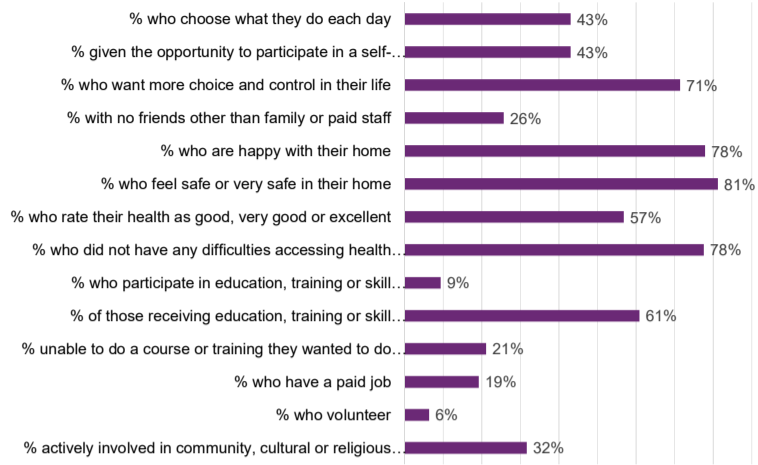
7.24 Total annualised committed support for active participants with an approved plan by support category for age 15 to 24 yrs



7. Participants and carers outcomes and support packages by participant age group

Age group: age 25+
Baseline outcomes - participants

7.25 Participants age 25+ (selected indicators)



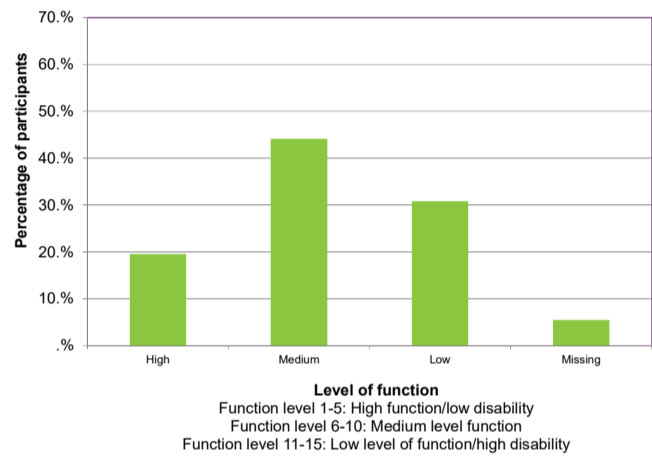
7.26 Description of key participant outcome domains

The adult framework consists of 8 participant outcome domains:

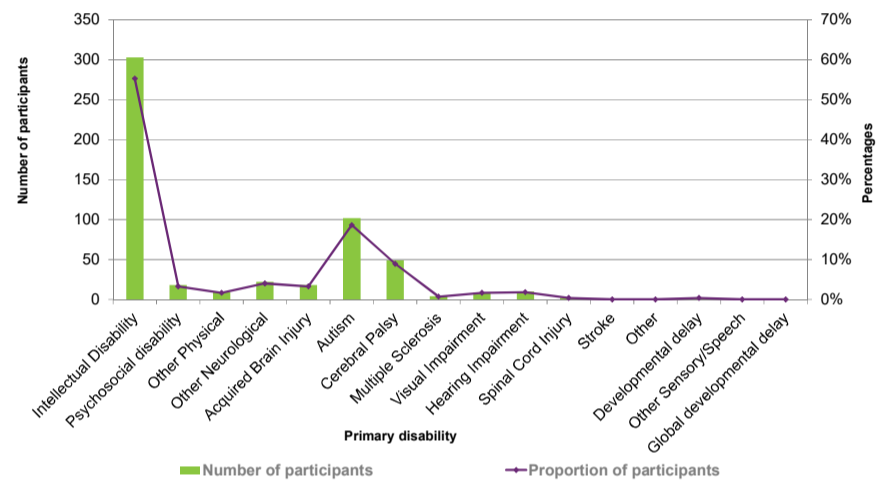
1. Choice and control
2. Daily activities
3. Relationships
4. Home
5. Health and wellbeing
6. Lifelong learning
7. Work
8. Social, community and civic participation

Participant characteristics

7.29 Distribution of active participants with an approved plan by level of function for age 25+ yrs

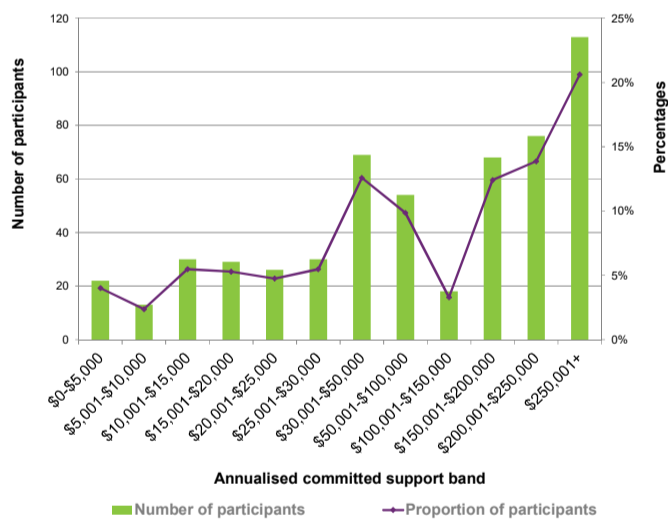


7.30 Distribution of active participants with an approved plan by primary disability for age 25+ yrs



Support package

7.31 Distribution of active participants with an approved plan by annualised committed support band for age 25+



7.32 Total annualised committed support for active participants with an approved plan by support category for age 25+

