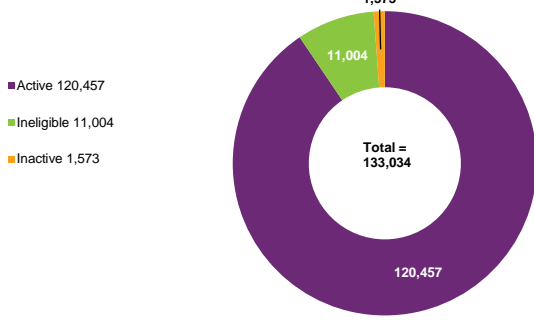
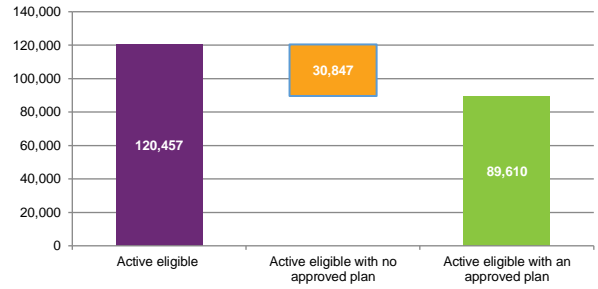


1. Eligibility

1.1 Access decisions: number of people eligible and ineligible

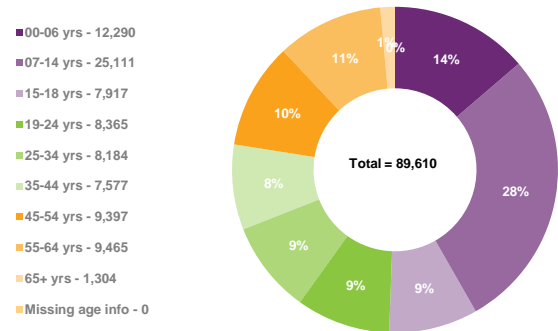


1.2 Active eligible participants and plan approvals

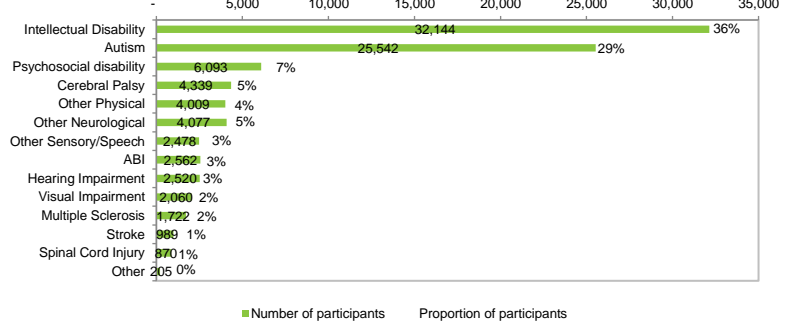


2. Participant characteristics

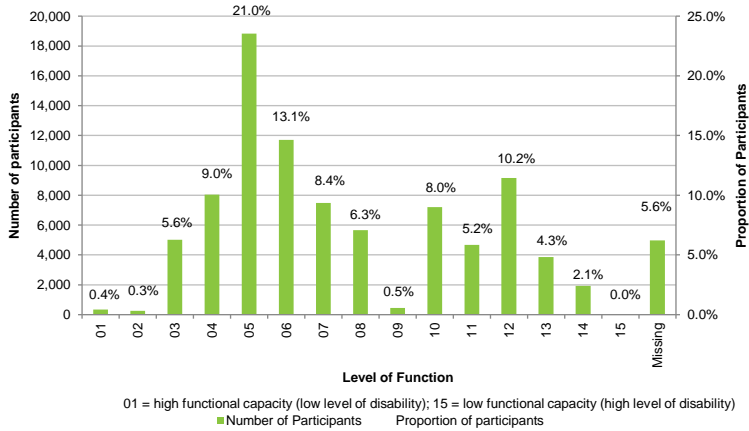
2.1 Age profile of active participants with an approved plan (no. of participants)



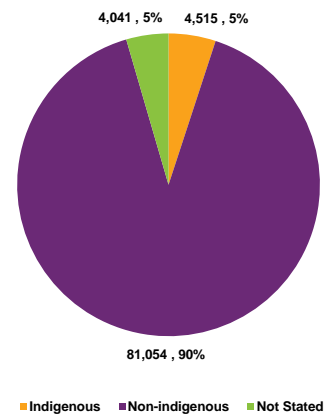
2.2 Primary disability of active participants with an approved plan



2.3 The level of function of active participants with an approved plan

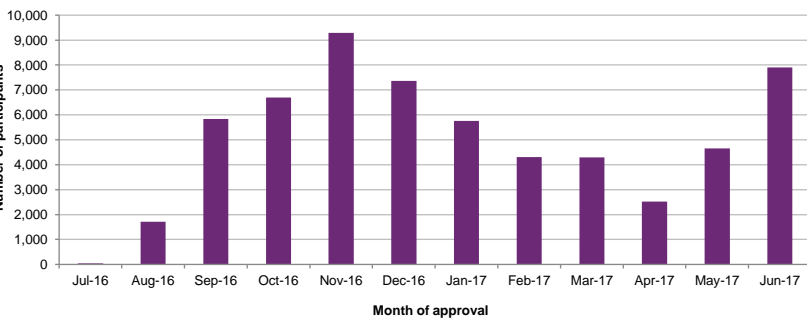


2.4 Indigenous status of active participants with an approved plan



3. Plan Approvals

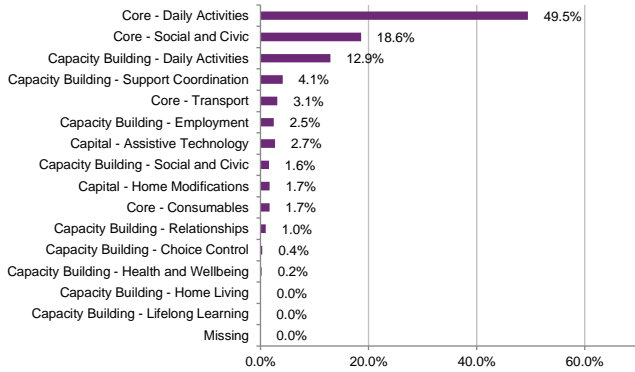
3.1 Month of first plan approval for new participants



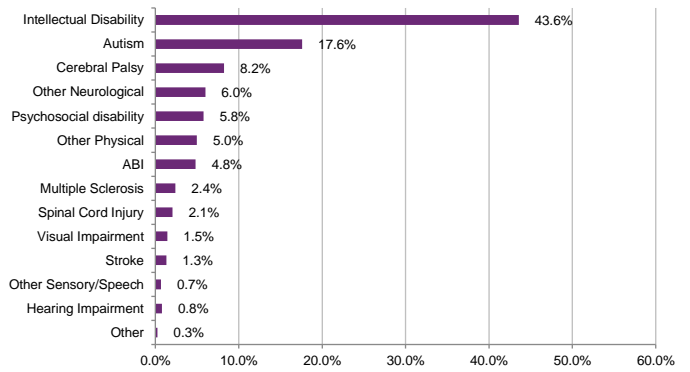
4. Total annualised committed support – most recent approved plans

\$4.7b have been committed to 89,610 participants with an approved plan in their most recent plan.

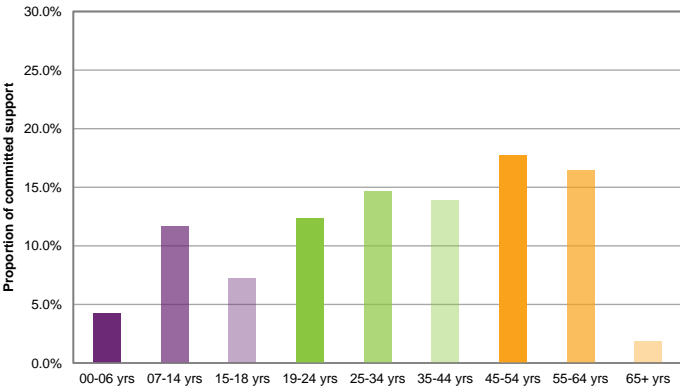
4.1 Total annualised committed support for active participants with an approved plan by support category (%)



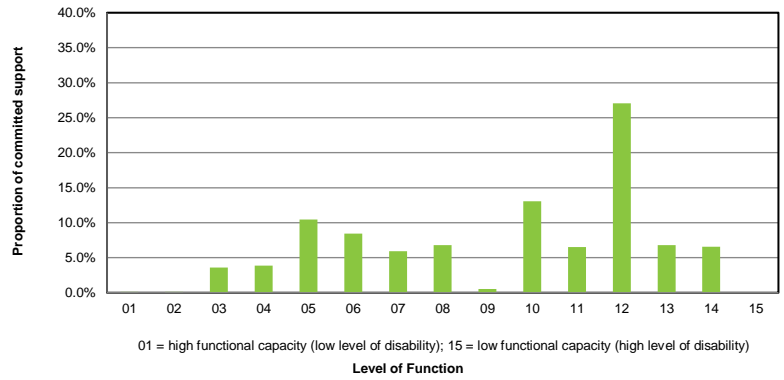
4.2 Total annualised committed support for active participants with an approved plan by primary disability (%)



4.3 Total annualised committed support for active participants with an approved plan by age group (%)

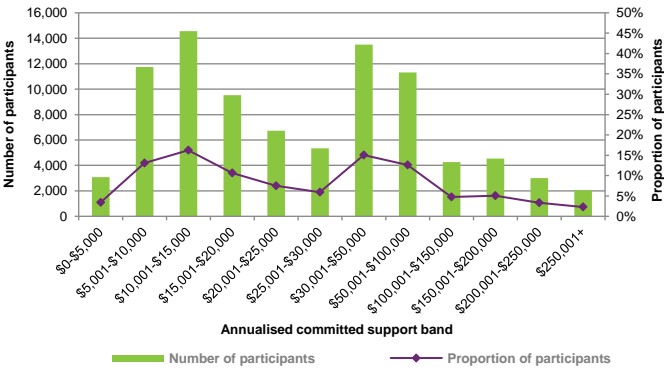


4.4 Total annualised committed support for active participants with a function score and approved plan by level of function (%)

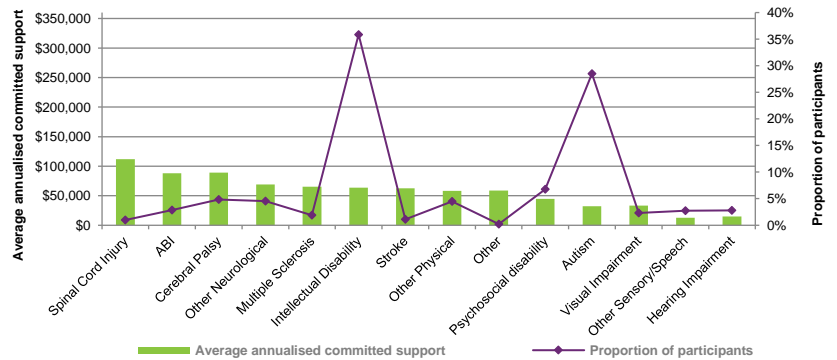


5. Average annualised committed support - most recent approved plans

5.1 Distribution of active participants with an approved plan by annualised committed support band



5.2 Average annualised committed support for active participants with an approved plan by primary disability (\$)

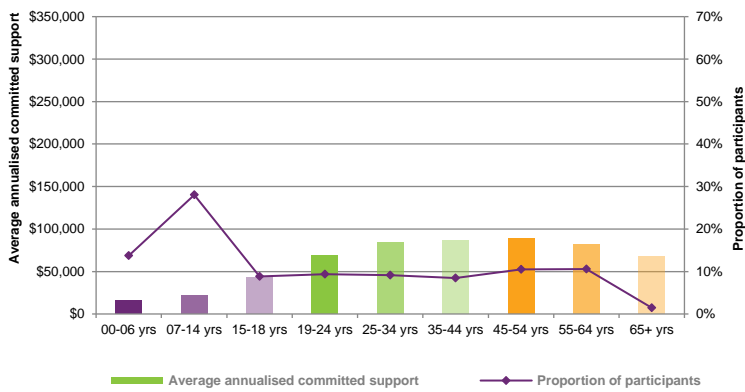




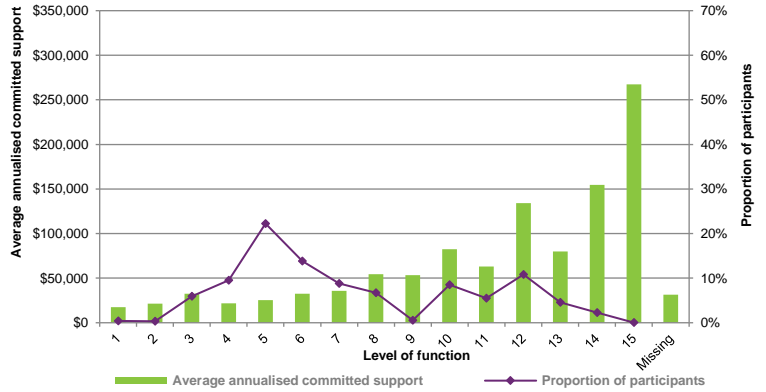
# National Public Dashboard

30 June 2017

5.3 Average annualised committed support for active participants with an approved plan by age group (\$)



5.4 Average annualised committed support for active participants with an approved plan by level of function (\$)



01 = high functional capacity (low level of disability); 15 = low functional capacity (high level of disability)

## 6. Providers

6.1 Registered providers as at 30th of June 2017 by entity type

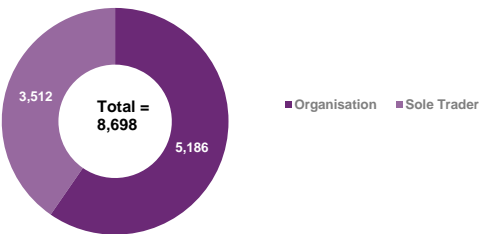


Table 6.2 Registered providers as at 30th of June 2017 by registration group

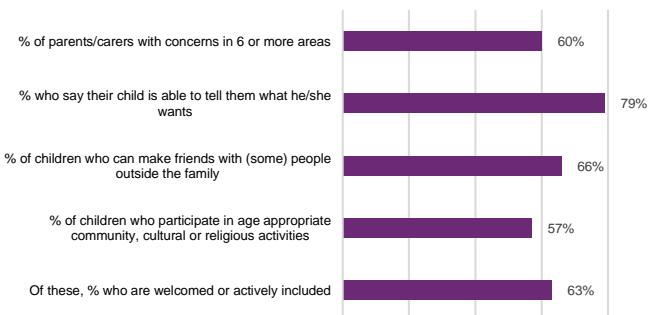
Registration Group	# Providers	Registration Group	# Providers
Therapeutic Supports	4,536	Assistive Prod-Household Task	873
Household Tasks	2,129	Plan Management	863
Assist-Travel/Transport	1,829	Daily Tasks/Shared Living	792
Early Childhood Supports	1,705	Assistive Equip-Recreation	723
Participate Community	1,332	Community Nursing Care	684
Assist Prod-Pers Care/Safety	1,311	Comms & Info Equipment	677
Development-Life Skills	1,268	Custom Prosthetics	657
Assist-Life Stage, Transition	1,158	Assist Access/Maintain Employ	542
Home Modification	1,133	Specialised Driver Training	410
Behaviour Support	1,128	Interpret/Translate	307
Assist Personal Activities	1,123	Hearing Equipment	295
Personal Mobility Equipment	1,114	Vision Equipment	266
Personal Activities High	1,050	Specialised Disability Accommodation	258
Group/Centre Activities	1,025	Spec Support Employ	254
Ex Phys Pers Training	1,012	Specialised Hearing Services	183
Accommodation/Tenancy	1,010	Vehicle modifications	164
Innov Community Participation	1,010	Hearing Services	49
Support Coordination	1,002	Assistance Animals	15

## 7. Participants and carers outcomes and support packages by participant age group

Age group: birth to end of age 6

### Baseline outcomes - participants

7.1 Participants 0 to before school



7.2 Description of key participant outcome domains

Outcome statements for children aged 0-6 years (or school entry):

1. Children gain functional, developmental and coping skills that are appropriate to their ability and circumstances / specialist services
2. Children show evidence of self-determination in their everyday lives
3. Children participate meaningfully in family life
4. Children participate meaningfully in community life

### Baseline outcomes - family

7.3 Family/carers of participants 0 to 14 (selected indicators)



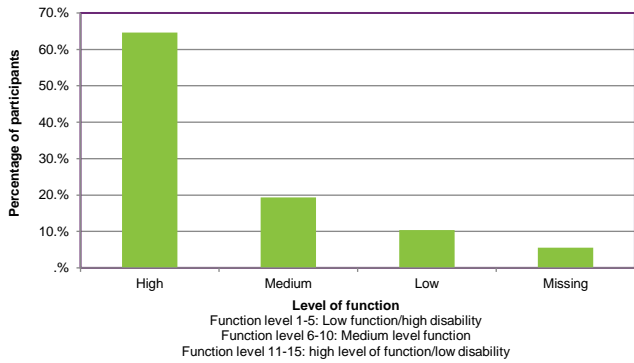
7.4 Description of key carer outcome domains

Outcome statements for families / carers of children with disability aged 0-6 years:

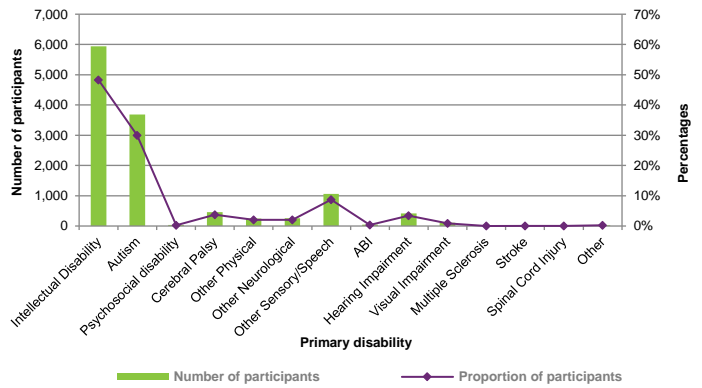
1. Families know their rights and advocate effectively for their children
2. Families feel supported
3. Families are able to gain access to desired services, programs, and activities in their community
4. Families help their children develop and learn
5. Families enjoy health and wellbeing

Participant Characteristics

7.5 Distribution of active participants with an approved plan by level of function for age 0 - 6 yrs

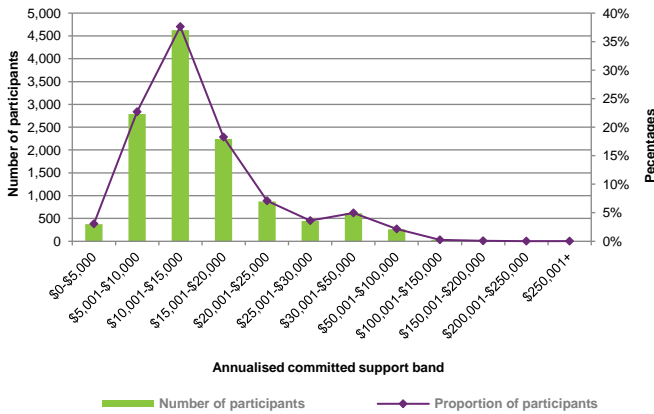


7.6 Distribution of active participants with an approved plan by primary disability for age 0 - 6 yrs

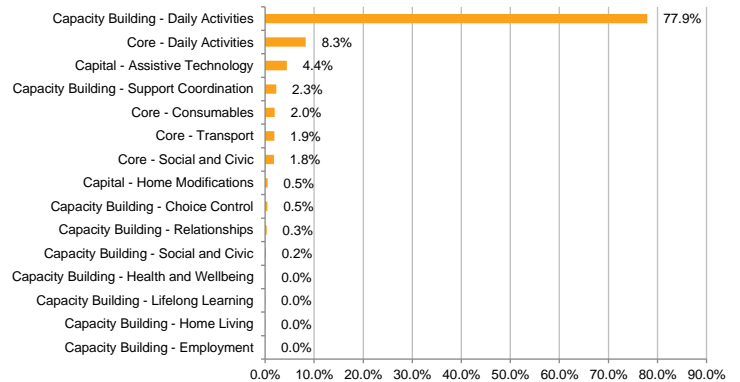


Support package

7.7 Distribution of active participants with an approved plan by annualised committed support band for age 0 - 6 yrs



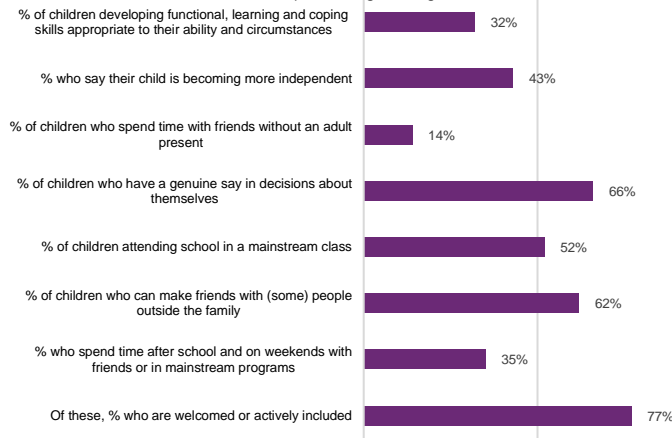
7.8 Total annualised committed support for active participants with an approved plan by support category for age 0-6 yrs



Age group: age 7 to end of age 14

Baseline outcomes - participants

7.9 Participants starting school age 7 to 14



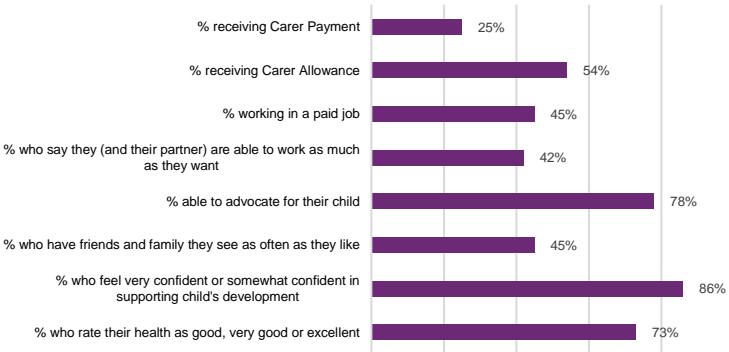
7.10 Description of key participant outcome domains

Outcome statements for children aged 6 (or school entry) -15 years:

1. Children gain functional, developmental and coping skills that are appropriate to their ability and circumstances / specialist services
2. Children show evidence of self-determination in their everyday lives
3. Children participate meaningfully in family life
4. Children participate meaningfully in community life

Baseline outcomes - family

7.11 Family/carers of participants starting school age 0 to 14



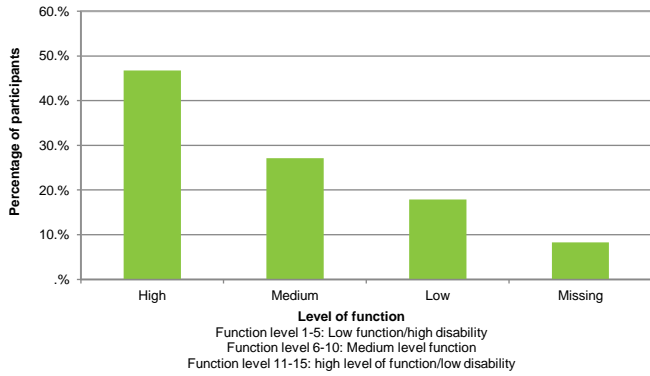
7.12 Description of key carer outcome domains

Outcome statements for families / carers of children with disability aged 6-15 years:

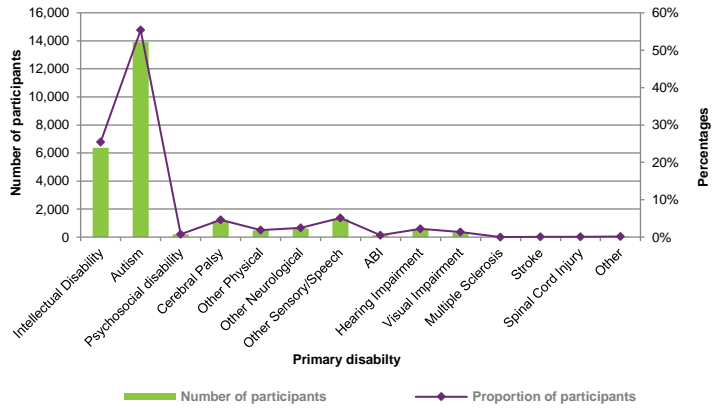
1. Families know their rights and advocate effectively for their children
2. Families feel supported
3. Families are able to gain access to desired services, programs, and activities in their community
4. Families help their children develop and learn
5. Families enjoy health and wellbeing

Participant Characteristics

7.13 Distribution of active participants with an approved plan by level of function for age 7 to 14 yrs

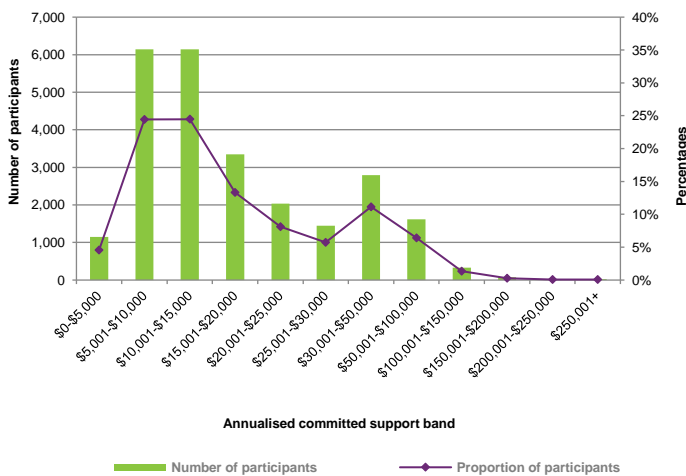


7.14 Distribution of active participants with an approved plan by primary disability for age 7 to 14 yrs

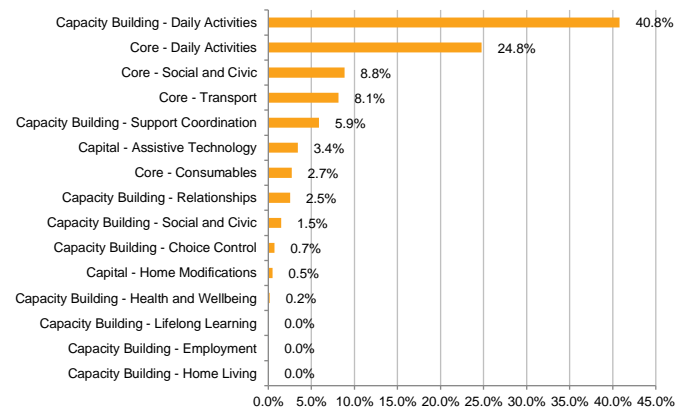


Support packages

7.15 Distribution of active participants with an approved plan by annualised committed support band for age 7 to 14 yrs

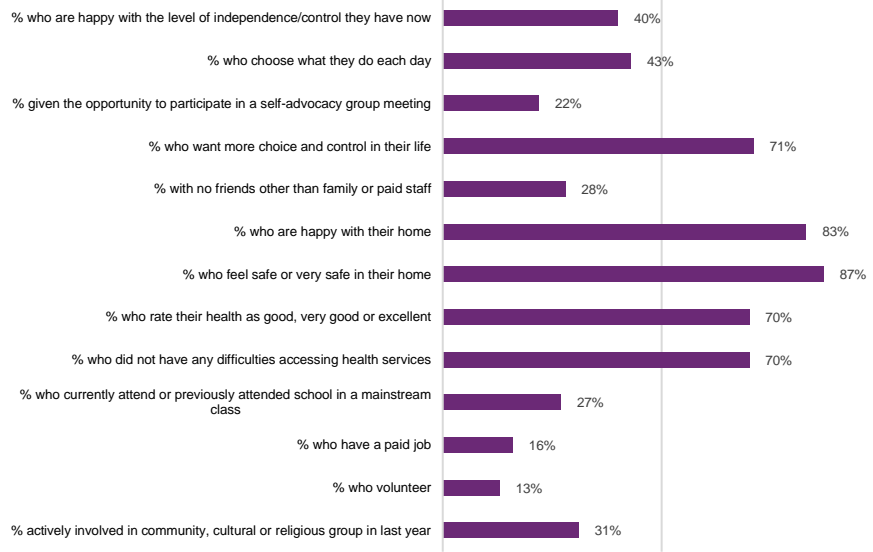


7.16 Total annualised committed support for active participants with an approved plan by support category for age 7 to 14 yrs



Baseline outcomes - participants

7.17 Participants 15 to 24 (selected indicators)



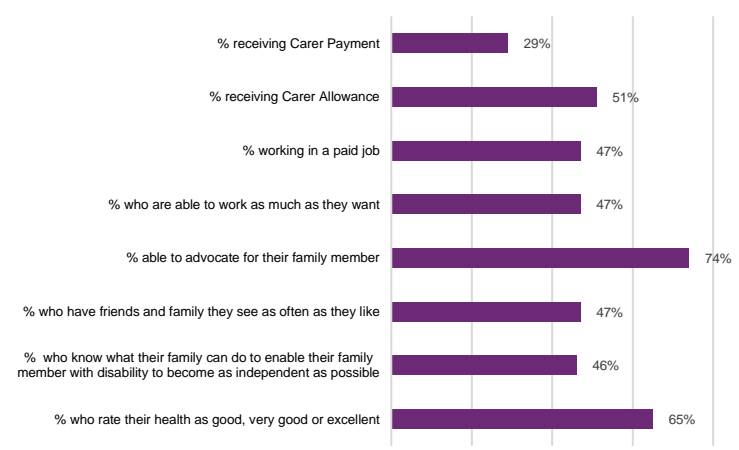
7.18 Description of key participant outcome domains

The adult framework consists of 8 participant domains:

1. Choice and control
2. Daily living activities
3. Relationships
4. Home
5. Health and wellbeing
6. Lifelong learning
7. Work
8. Social, community and civic participation

Baseline outcomes - family

7.19 Family/carers of participants 15 to 24



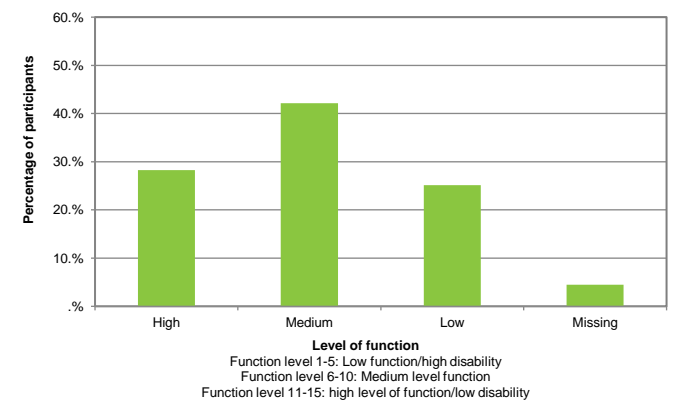
7.20 Description of key carer outcome domains

Outcome statements for families / carers of participants aged 15-24 years:

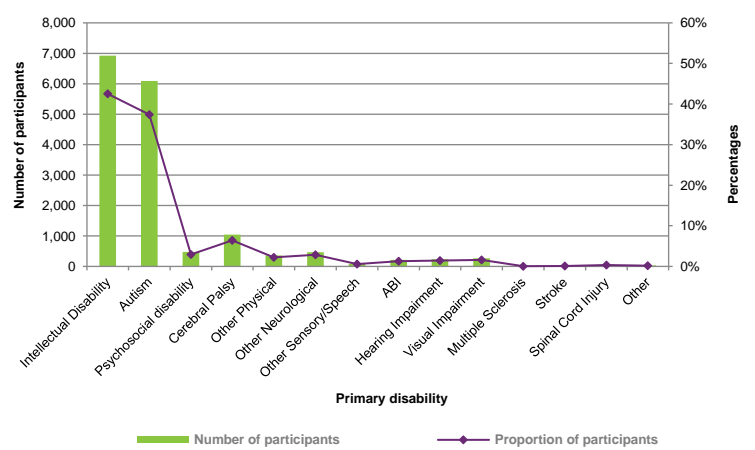
1. Families know their rights and advocate effectively for their young person with disability
2. Families have the support they need to care
3. Families are able to gain access to desired services, programs, and activities in their community
4. Families help their young person become independent
5. Families enjoy health and wellbeing

Participant Characteristics

7.21 Distribution of active participants with an approved plan by level of function for age 15 to 24 yrs

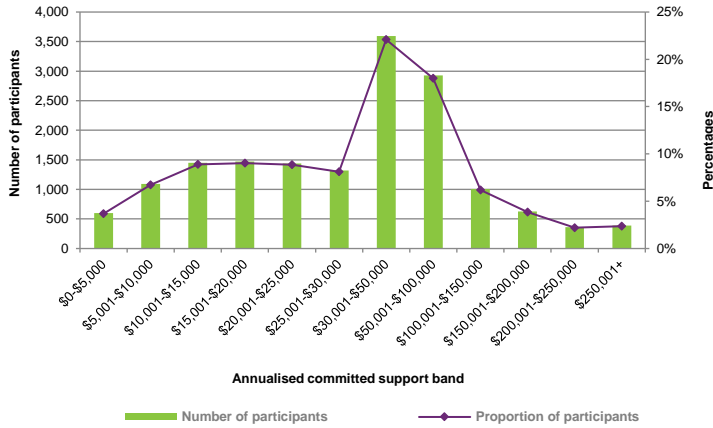


7.22 Distribution of active participants with an approved plan by primary disability for age 15 to 24 yrs

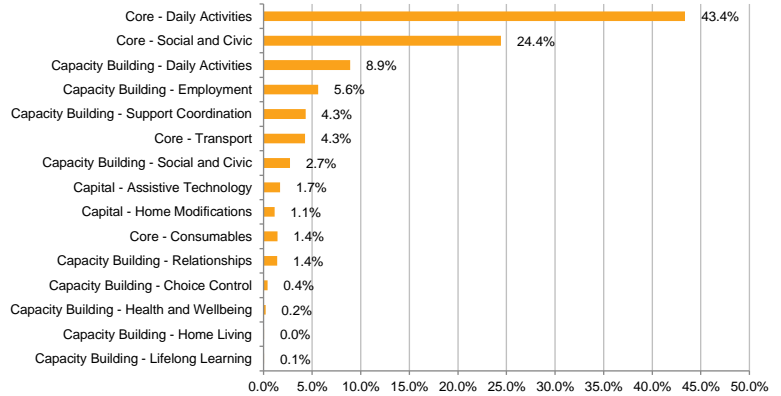


Support packages

7.23 Distribution of active participants with an approved plan by annualised committed support band for age 15 to 24 yrs



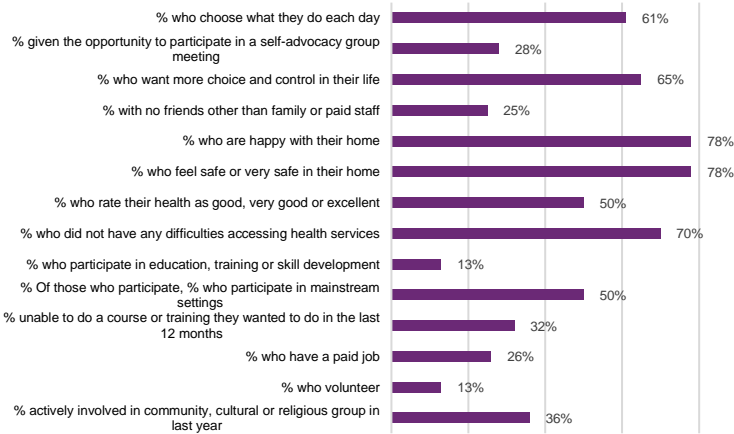
7.24 Total annualised committed support for active participants with an approved plan by support category for age 15 to 24 yrs



Age group: age 25+

Baseline outcomes - participants

7.25 Participants age 25+ (selected indicators)



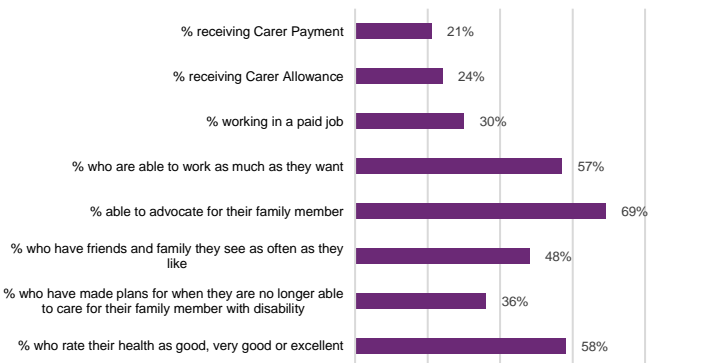
7.26 Description of key participant outcome domains

The adult framework consists of 8 participant domains:

1. Choice and control
2. Daily activities
3. Relationships
4. Home
5. Health and wellbeing
6. Lifelong learning
7. Work
8. Social, community and civic participation

Baseline outcomes - family

7.27 Family/carers of participants age 25+ (selected indicators)



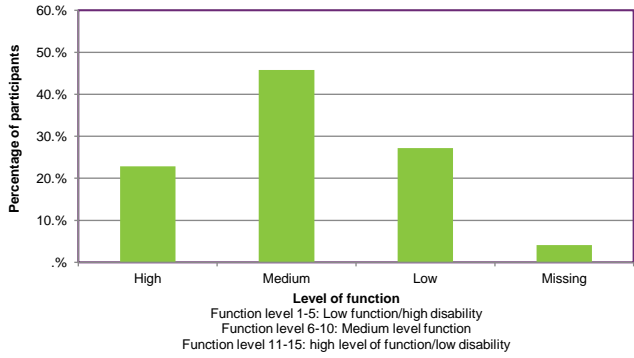
7.28 Description of key carer outcome domains

The adult framework consists of 5 family / carer domains:

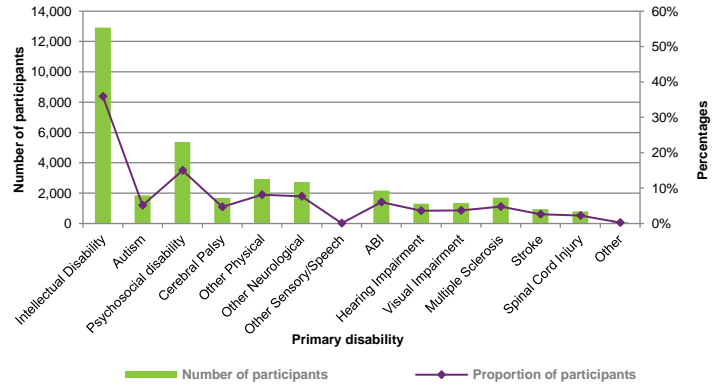
1. Families know their rights and advocate effectively for their family member with disability
2. Families have the support they need to care
3. Families are able to gain access to desired services, programs, and activities in their community
4. Families have succession plans
5. Families enjoy health and wellbeing

Participant Characteristics

7.29 Distribution of active participants with an approved plan by level of function for age 25+ yrs

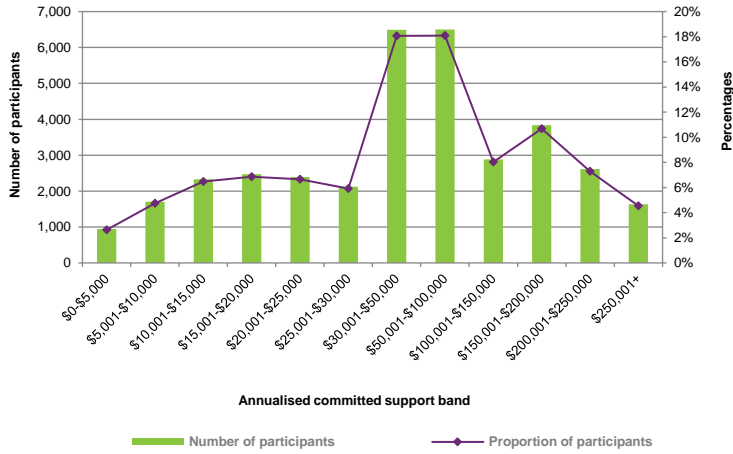


7.30 Distribution of active participants with an approved plan by primary disability for age 25+ yrs



Support packages

7.31 Distribution of active participants with an approved plan by annualised committed support band for age 25+



7.32 Total annualised committed support for active participants with an approved plan by support category for age 25+

