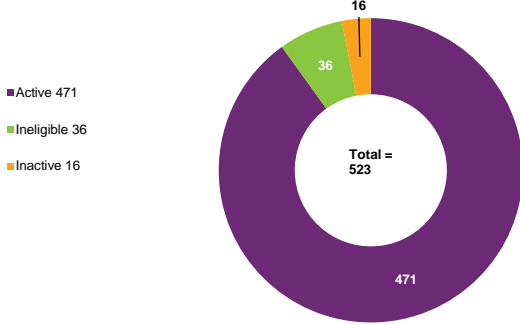
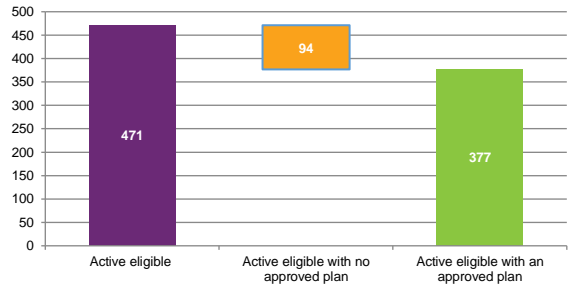


1. Eligibility

1.1 Access decisions: number of people eligible and ineligible

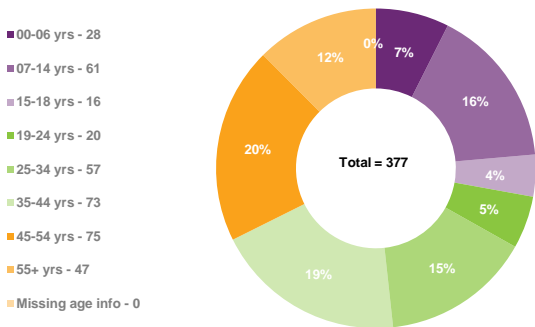


1.2 Active eligible participants and plan approvals

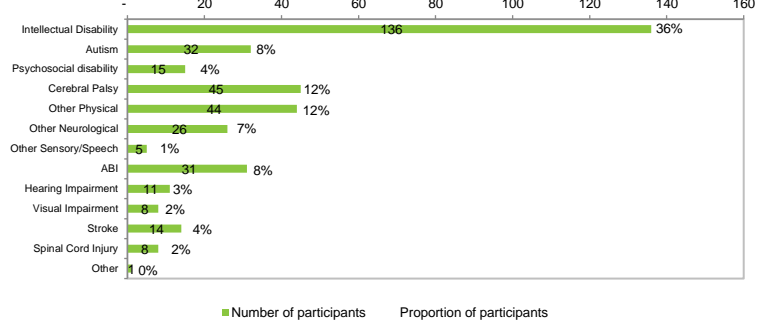


2. Participant characteristics

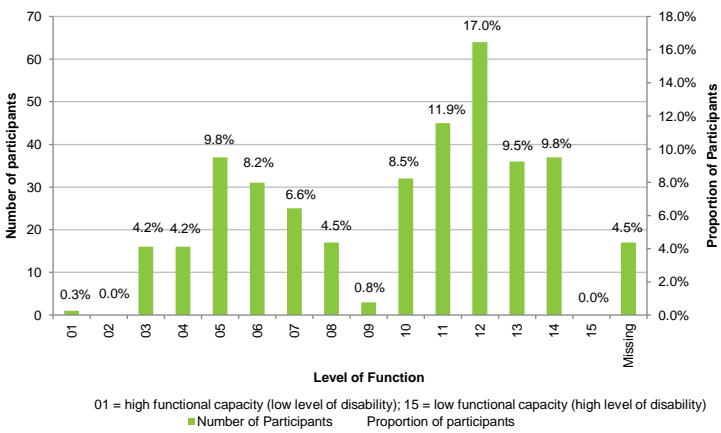
2.1 Age profile of active participants with an approved plan (no. of participants)



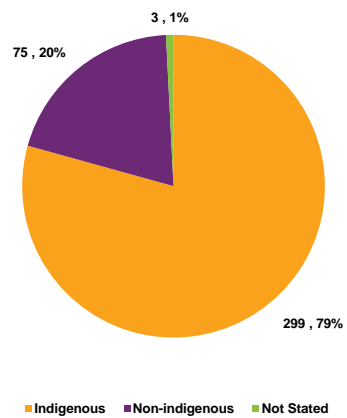
2.2 Primary disability of active participants with an approved plan



2.3 The level of function of active participants with an approved plan

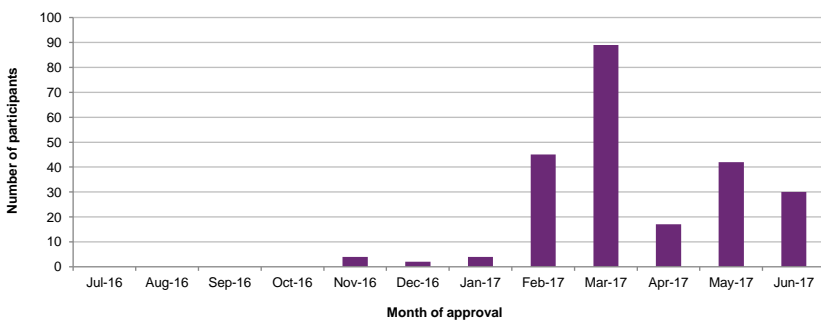


2.4 Indigenous status of active participants with an approved plan



3. Plan Approvals

3.1 Month of first plan approval for new participants

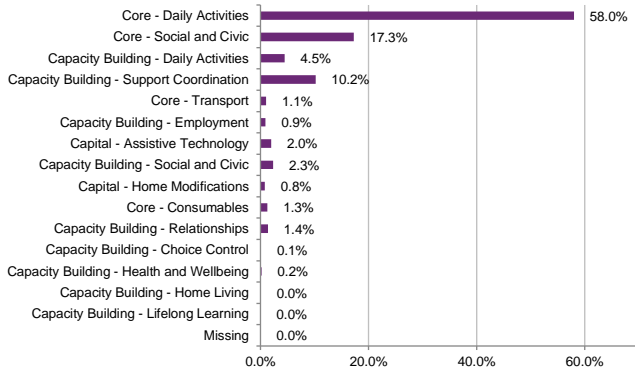




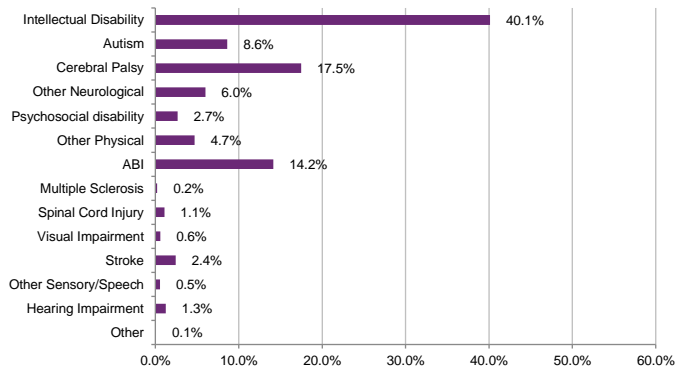
4. Total annualised committed support – most recent approved plans

\$0.1b have been committed to 377 participants with an approved plan in their most recent plan.

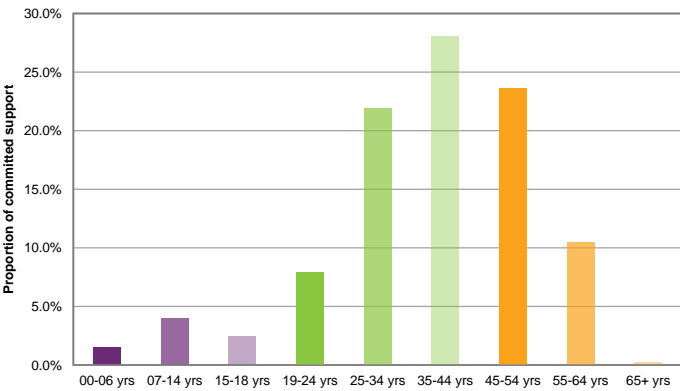
4.1 Total annualised committed support for active participants with an approved plan by support category (%)



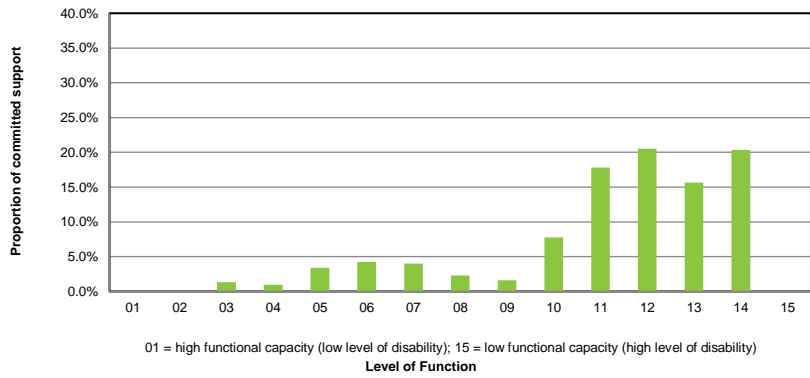
4.2 Total annualised committed support for active participants with an approved plan by primary disability (%)



4.3 Total annualised committed support for active participants with an approved plan by age group (%)

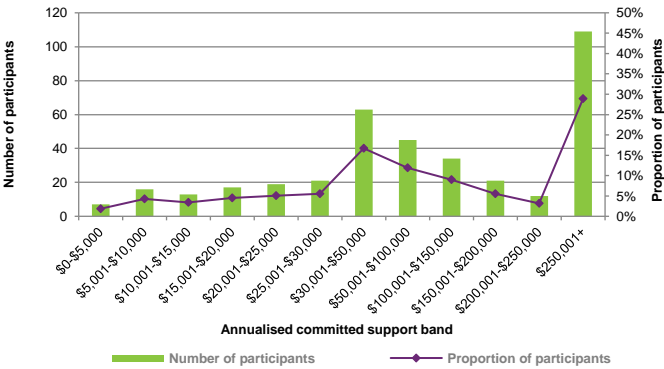


4.4 Total annualised committed support for active participants with a function score and an approved plan by level of function (%)

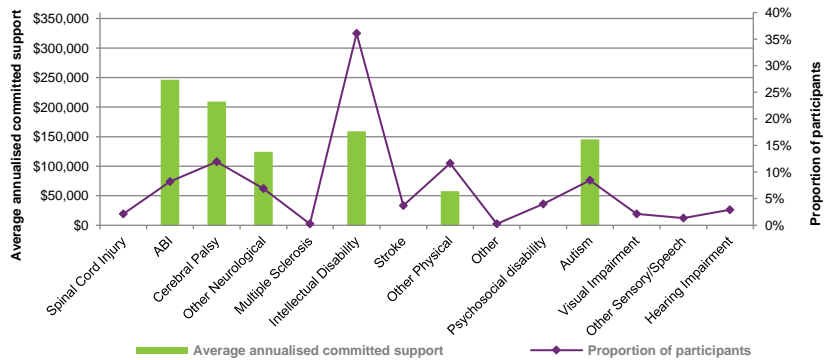


5. Average annualised committed support - most recent approved plans

5.1 Distribution of active participants with an approved plan by annualised committed support band



5.2 Average annualised committed support for active participants with an approved plan by primary disability (\$)

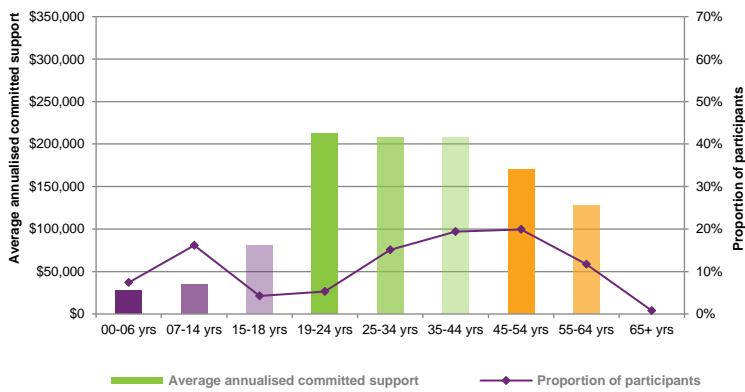




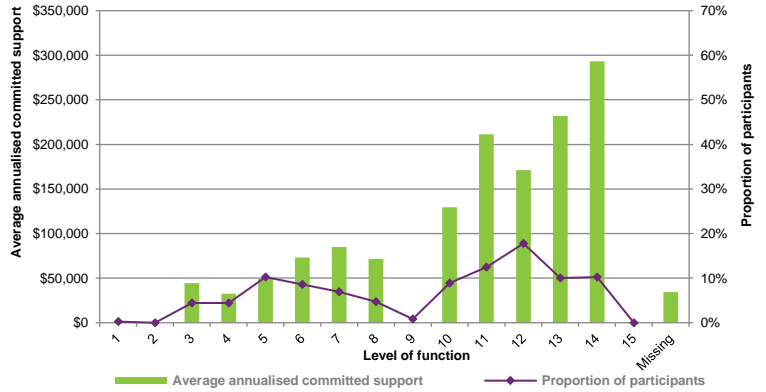
NT Public Dashboard

30 June 2017

5.3 Average annualised committed support for active participants with an approved plan by age group (\$)



5.4 Average annualised committed support for active participants with an approved plan by level of function (\$)



01 = high functional capacity (low level of disability); 15 = low functional capacity (high level of disability)

6. Providers

6.1 Registered providers as at 30th of June 2017 by entity type

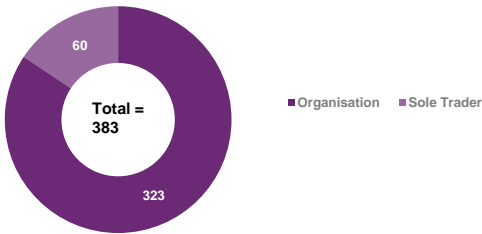


Table 6.2 Registered providers as at 30th of June 2017 by registration group

Registration Group	# Providers	Registration Group	# Providers
Therapeutic Supports	36	Assistive Prod-Household Task	54
Household Tasks	34	Plan Management	7
Assist-Travel/Transport	49	Daily Tasks/Shared Living	17
Early Childhood Supports	14	Assistive Equip-Recreation	69
Participate Community	29	Community Nursing Care	15
Assist Prod-Pers Care/Safety	84	Comms & Info Equipment	68
Development-Life Skills	20	Custom Prosthetics	32
Assist-Life Stage, Transition	22	Assist Access/Maintain Employ	14
Home Modification	43	Specialised Driver Training	15
Behaviour Support	12	Interpret/Translate	27
Assist Personal Activities	20	Hearing Equipment	31
Personal Mobility Equipment	80	Vision Equipment	34
Personal Activities High	21	Specialised Disability Accommodation	10
Group/Centre Activities	18	Spec Support Employ	4
Ex Phys Pers Training	31	Specialised Hearing Services	6
Accommodation/Tenancy	40	Vehicle modifications	29
Innov Community Participation	51	Hearing Services	4
Support Coordination	14	Assistance Animals	0