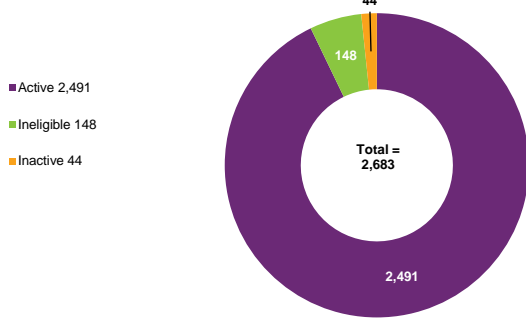
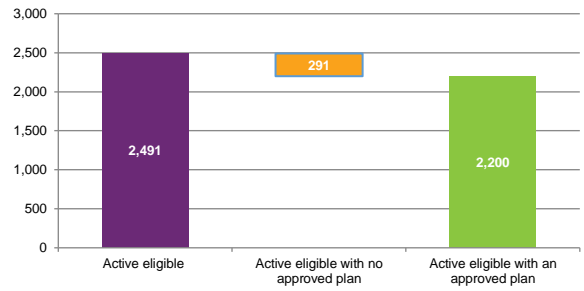


1. Eligibility

1.1 Access decisions: number of people eligible and ineligible

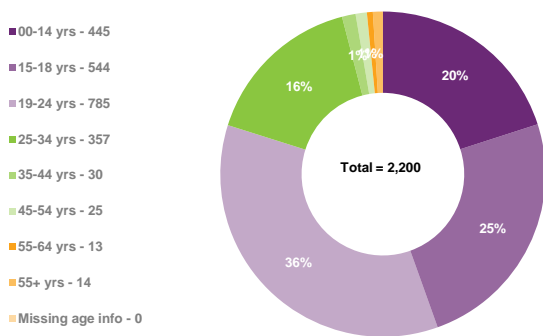


1.2 Active eligible participants and plan approvals

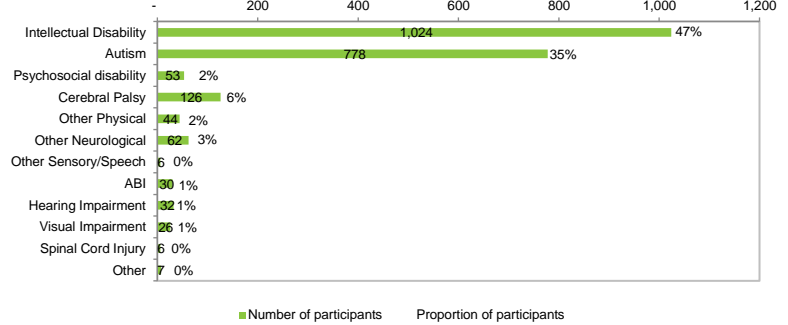


2. Participant characteristics

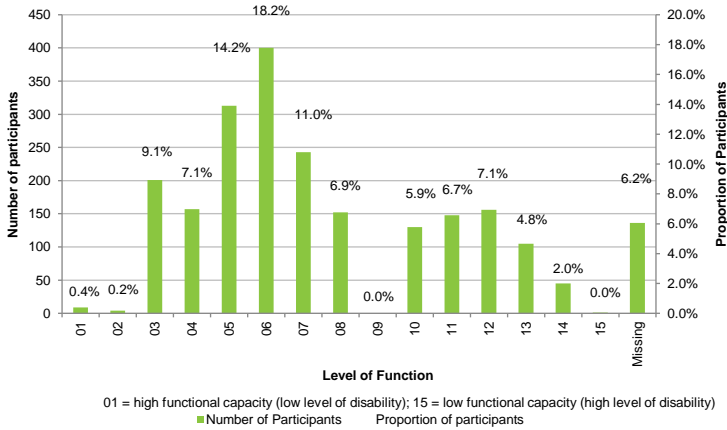
2.1 Age profile of active participants with an approved plan (no. of participants)



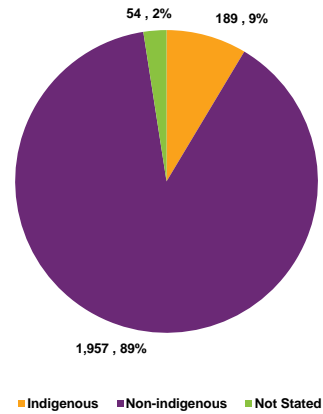
2.2 Primary disability of active participants with an approved plan



2.3 The level of function of active participants with an approved plan

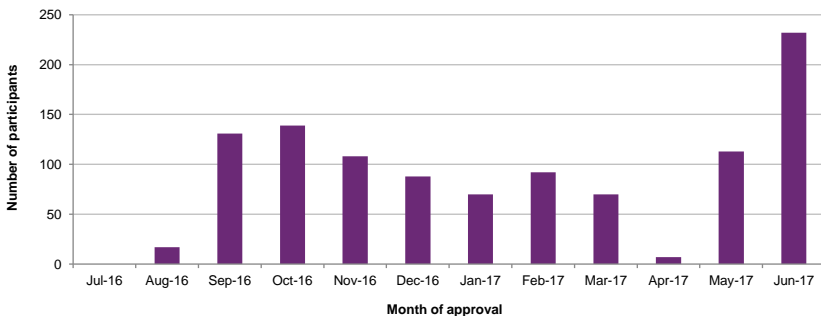


2.4 Indigenous status of active participants with an approved plan



3. Plan Approvals

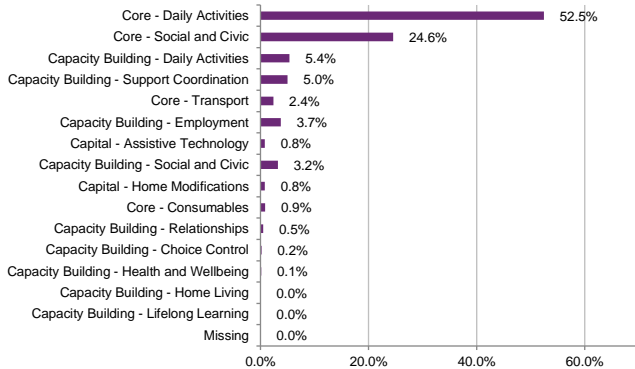
3.1 Month of first plan approval for new participants



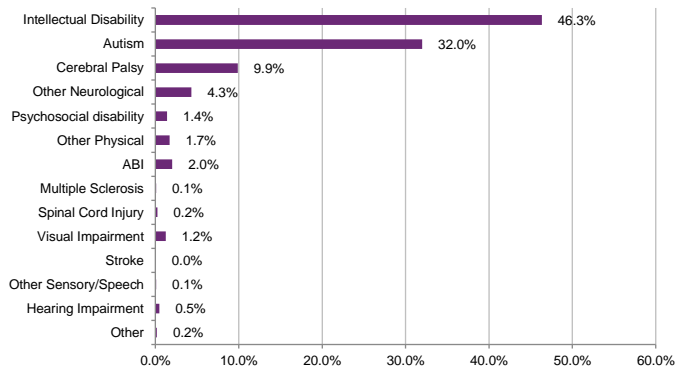
4. Total annualised committed support – most recent approved plans

\$0.1b have been committed to 2,200 participants with an approved plan in their most recent plan.

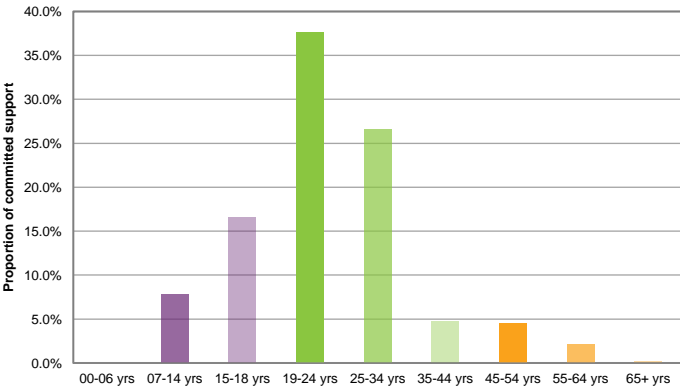
4.1 Total annualised committed support for active participants with an approved plan by support category (%)



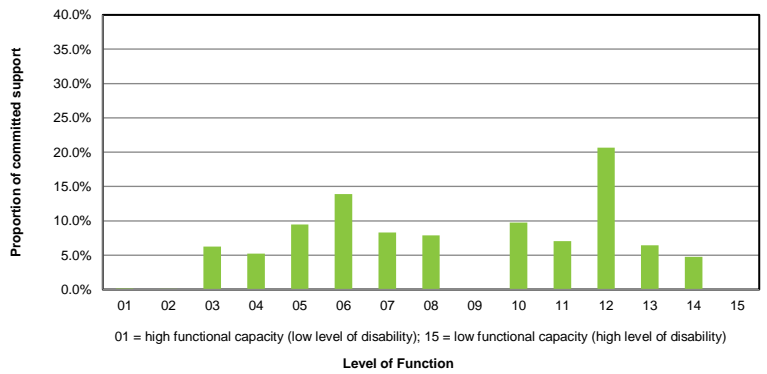
4.2 Total annualised committed support for active participants with an approved plan by primary disability (%)



4.3 Total annualised committed support for active participants with an approved plan by age group (%)

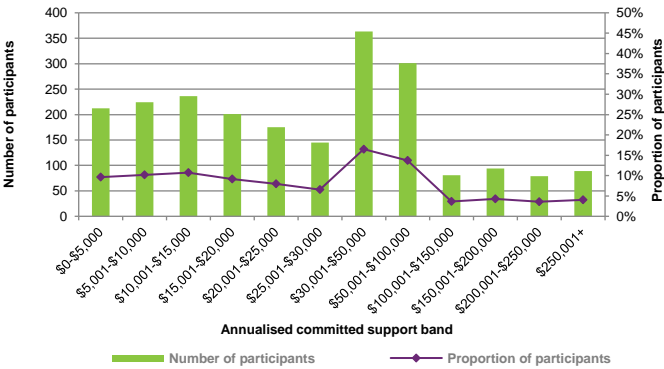


4.4 Total annualised committed support for active participants with a function score and an approved plan by level of function (%)

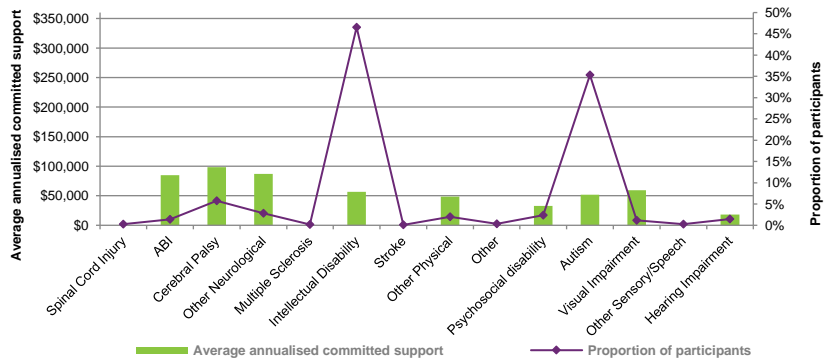


5. Average annualised committed support - most recent approved plans

5.1 Distribution of active participants with an approved plan by annualised committed support band



5.2 Average annualised committed support for active participants with an approved plan by primary disability (\$)





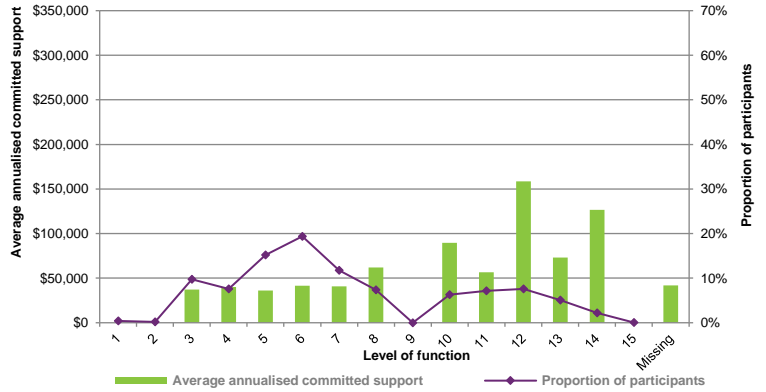
TAS Public Dashboard

30 June 2017

5.3 Average annualised committed support for active participants with an approved plan by age group (\$)



5.4 Average annualised committed support for active participants with an approved plan by level of function (\$)



01 = high functional capacity (low level of disability); 15 = low functional capacity (high level of disability)

6. Providers

6.1 Registered providers as at 30th of June 2017 by entity type

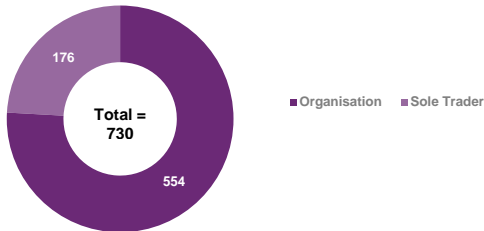


Table 6.2 Registered providers as at 30th of June 2017 by registration group

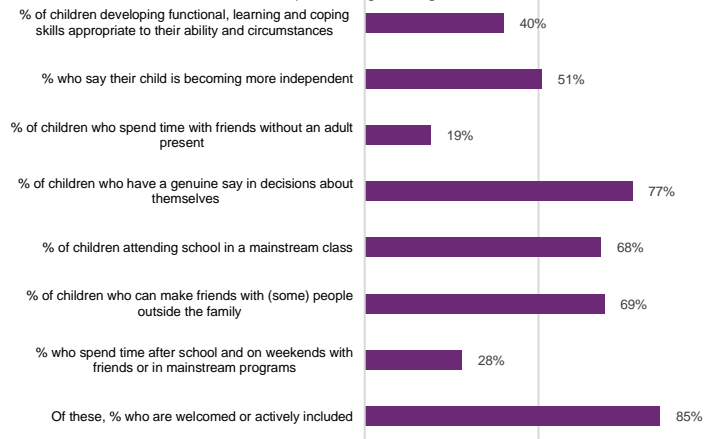
Registration Group	# Providers	Registration Group	# Providers
Therapeutic Supports	195	Assistive Prod-Household Task	83
Household Tasks	96	Plan Management	27
Assist-Travel/Transport	120	Daily Tasks/Shared Living	58
Early Childhood Supports	55	Assistive Equip-Recreation	102
Participate Community	105	Community Nursing Care	32
Assist Prod-Pers Care/Safety	178	Comms & Info Equipment	79
Development-Life Skills	89	Custom Prosthetics	59
Assist-Life Stage, Transition	95	Assist Access/Maintain Employment	47
Home Modification	77	Specialised Driver Training	40
Behaviour Support	59	Interpret/Translate	28
Assist Personal Activities	80	Hearing Equipment	54
Personal Mobility Equipment	154	Vision Equipment	39
Personal Activities High	78	Specialised Disability Accommodation	20
Group/Centre Activities	69	Spec Support Employment	26
Ex Phys Pers Training	57	Specialised Hearing Services	10
Accommodation/Tenancy	62	Vehicle modifications	28
Innov Community Participation	55	Hearing Services	4
Support Coordination	43	Assistance Animals	1

7. Participants and carers outcomes and support packages by participant age group

Age group: age 7 to end of age 14

Baseline outcomes - participants

7.1 Participants starting school age 7 to 14



7.2 Description of key participant outcome domains

Outcome statements for children aged 6 (or school entry) -15 years:

1. Children gain functional, developmental and coping skills that are appropriate to their ability and circumstances / specialist services
2. Children show evidence of self-determination in their everyday lives
3. Children participate meaningfully in family life
4. Children participate meaningfully in community life

Baseline outcomes - family

7.3 Family/carers of participants starting school age 0 to 14



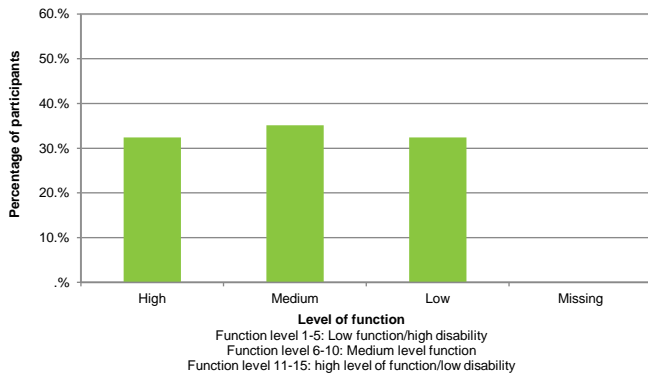
7.4 Description of key carer outcome domains

Outcome statements for families / carers of children with disability aged 6-15 years:

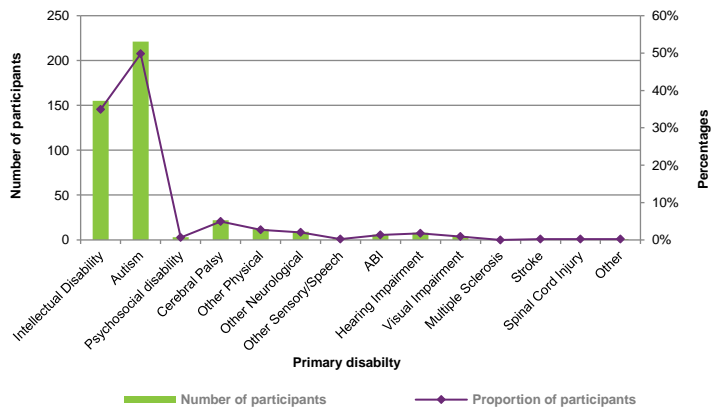
1. Families know their rights and advocate effectively for their children
2. Families feel supported
3. Families are able to gain access to desired services, programs, and activities in their community
4. Families help their children develop and learn
5. Families enjoy health and wellbeing

Participant Characteristics

7.5 Distribution of active participants with an approved plan by level of function for age 7 to 14 yrs

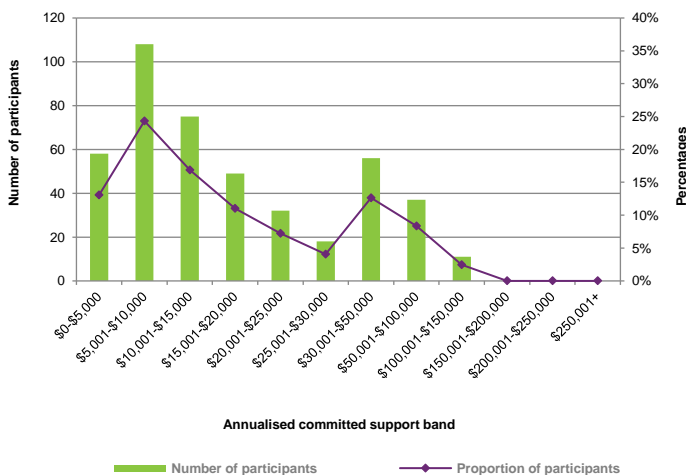


7.6 Distribution of active participants with an approved plan by primary disability for age 7 to 14 yrs

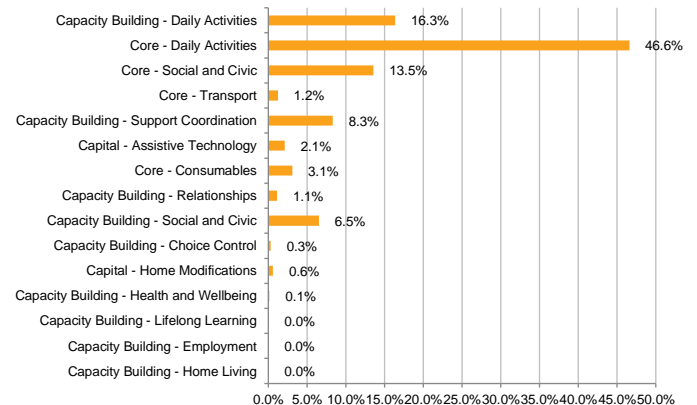


Support packages

7.7 Distribution of active participants with an approved plan by annualised committed support band for age 7 to 14 yrs



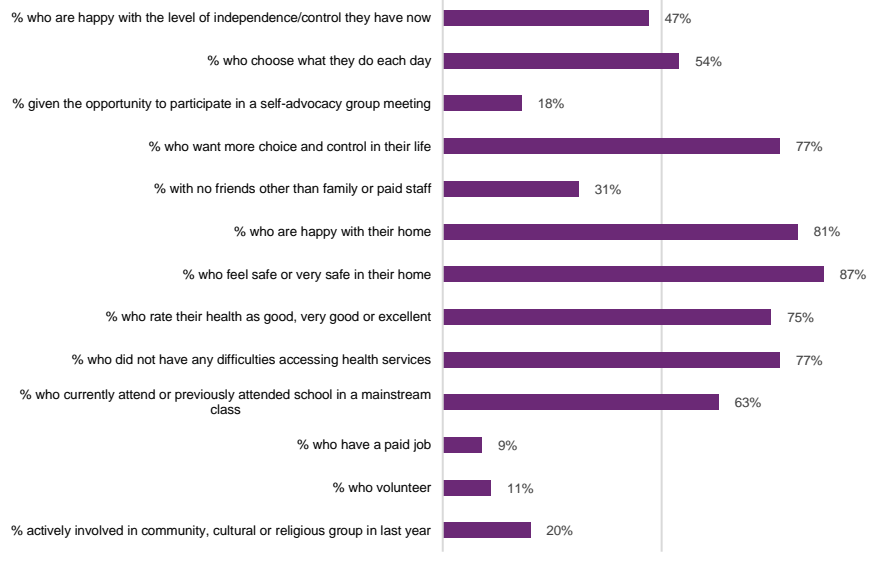
7.8 Total annualised committed support for active participants with an approved plan by support category for age 7 to 14 yrs



Age group: age 15 to end of age 24

Baseline outcomes - participants

7.9 Participants 15 to 24 (selected indicators)



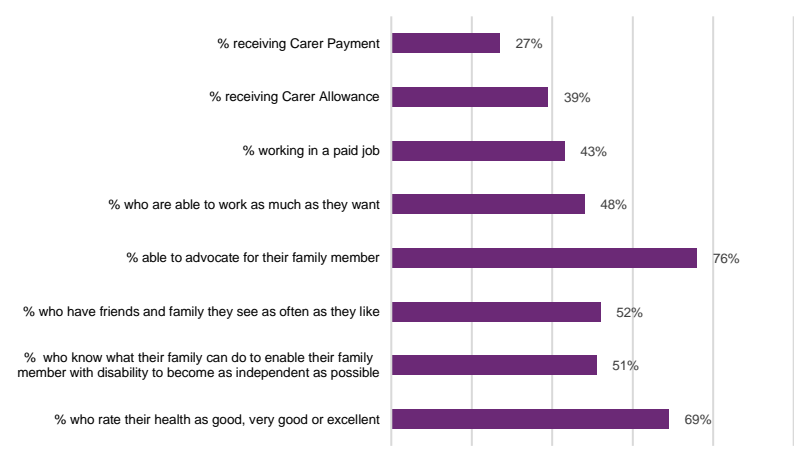
7.10 Description of key participant outcome domains

The adult framework consists of 8 participant domains:

1. Choice and control
2. Daily living activities
3. Relationships
4. Home
5. Health and wellbeing
6. Lifelong learning
7. Work
8. Social, community and civic participation

Baseline outcomes - family

7.11 Family/carers of participants 15 to 24



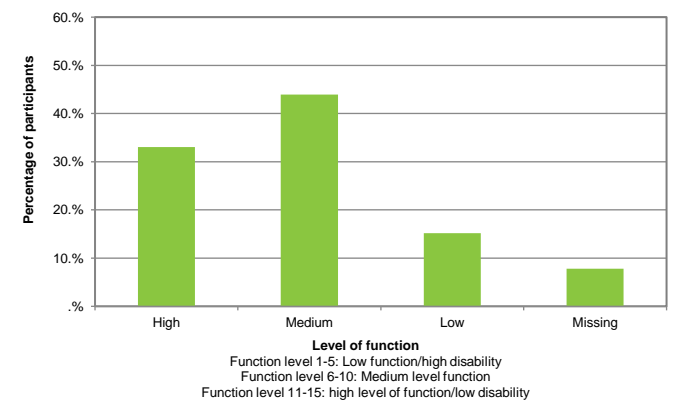
7.12 Description of key carer outcome domains

Outcome statements for families / carers of participants aged 15-24 years:

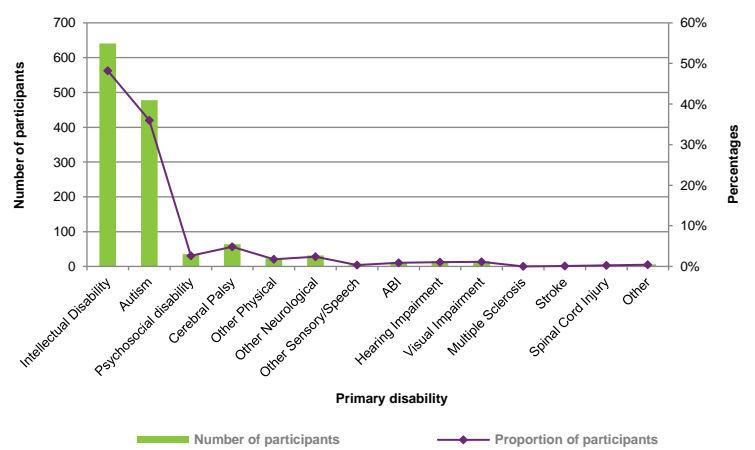
1. Families know their rights and advocate effectively for their young person with disability
2. Families have the support they need to care
3. Families are able to gain access to desired services, programs, and activities in their community
4. Families help their young person become independent
5. Families enjoy health and wellbeing

Participant Characteristics

7.13 Distribution of active participants with an approved plan by level of function for age 15 to 24 yrs

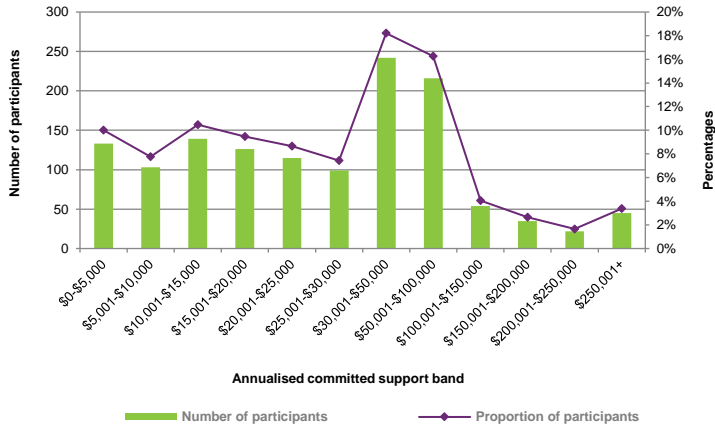


7.14 Distribution of active participants with an approved plan by primary disability for age 15 to 24 yrs

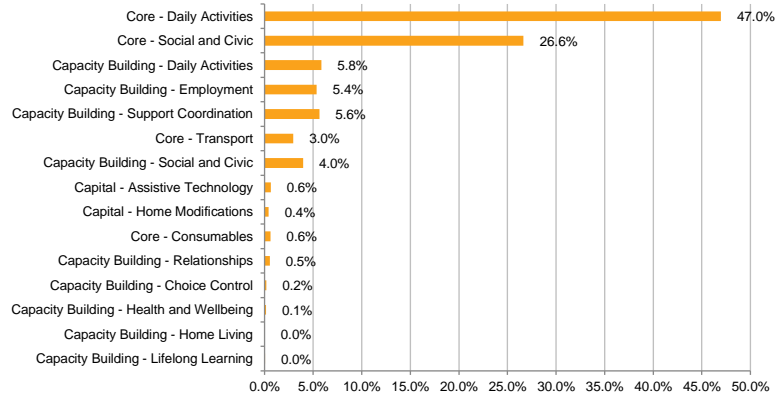


Support packages

7.15 Distribution of active participants with an approved plan by annualised committed support band for age 15 to 24 yrs



7.16 Total annualised committed support for active participants with an approved plan by support category for age 15 to 24 yrs



Age group: age 25+

Baseline outcomes - participants

7.17 Participants age 25+ (selected indicators)



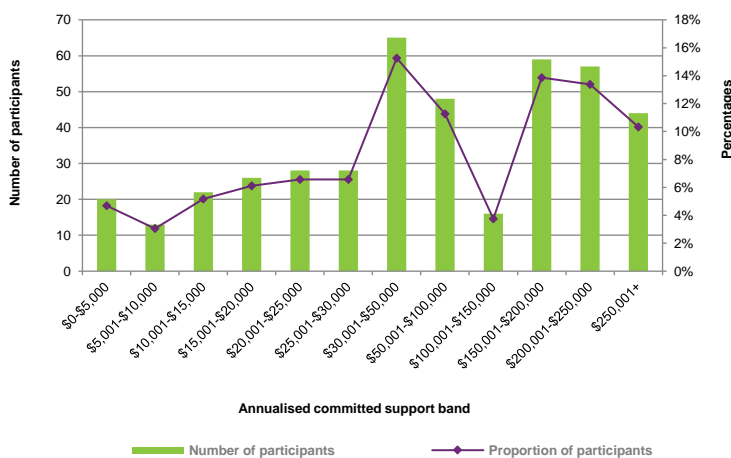
7.18 Description of key participant outcome domains

The adult framework consists of 8 participant domains:

1. Choice and control
2. Daily activities
3. Relationships
4. Home
5. Health and wellbeing
6. Lifelong learning
7. Work
8. Social, community and civic participation

Support packages

7.19 Distribution of active participants with an approved plan by annualised committed support band for age 25+



7.20 Total annualised committed support for active participants with an approved plan by support category for age 25+

