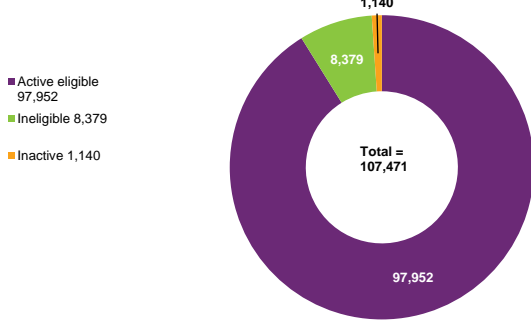
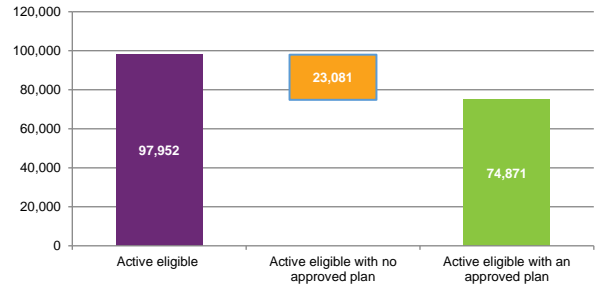


1. Eligibility

1.1 Access decisions: number of people eligible and ineligible

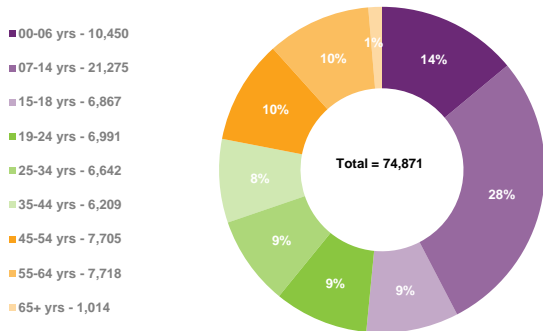


1.2 Active eligible participants and plan approvals

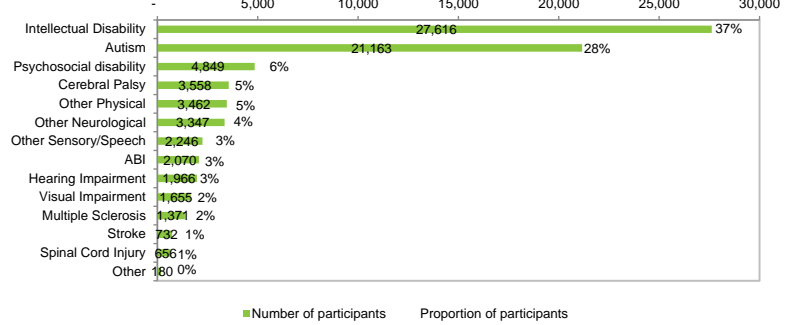


2. Participant characteristics

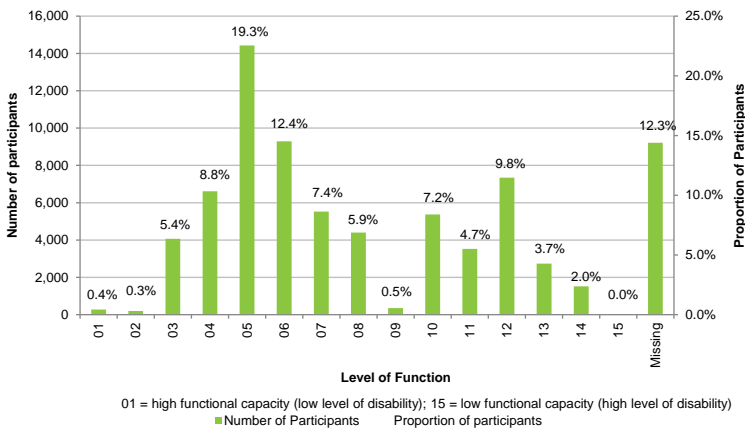
2.1 Age profile of active participants with an approved plan (no. of participants)



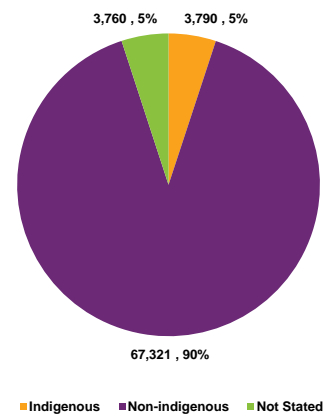
2.2 Primary disability of active participants with an approved plan



2.3 The level of function of active participants with an approved plan

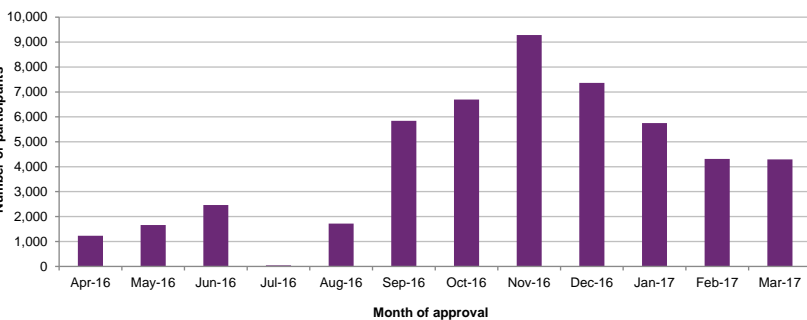


2.4 Indigenous status of active participants with an approved plan



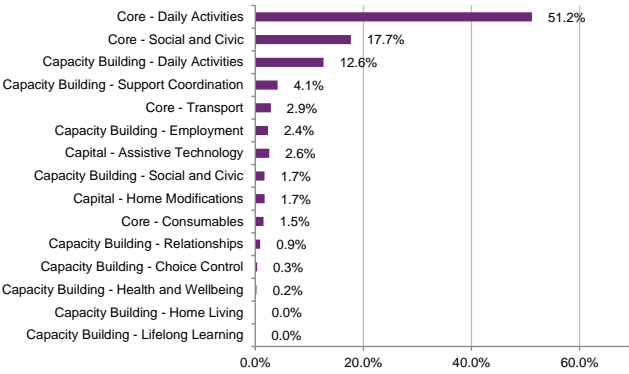
3. Plan Approvals

3.1 Month of first plan approval for new participants

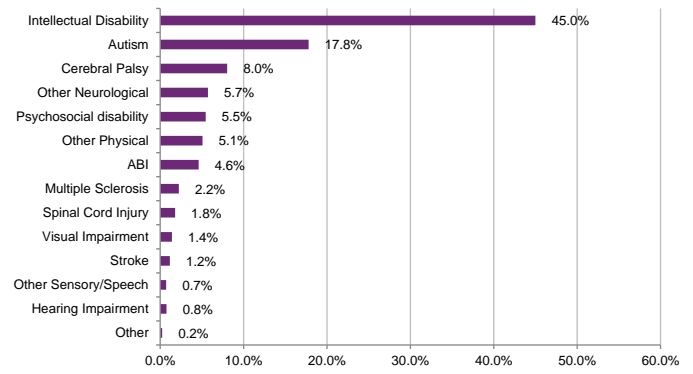


4. Total annualised committed support – most recent approved plans

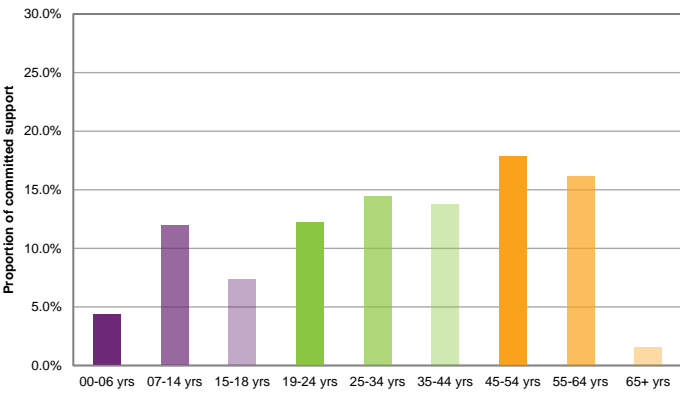
4.1 Total annualised committed support for active participants with an approved plan by support category (%)



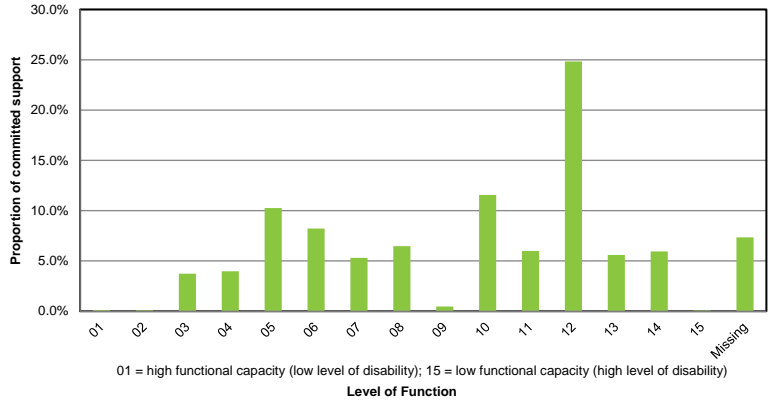
4.2 Total annualised committed support for active participants with an approved plan by primary disability (%)



4.3 Total annualised committed support for active participants with an approved plan by age group (%)

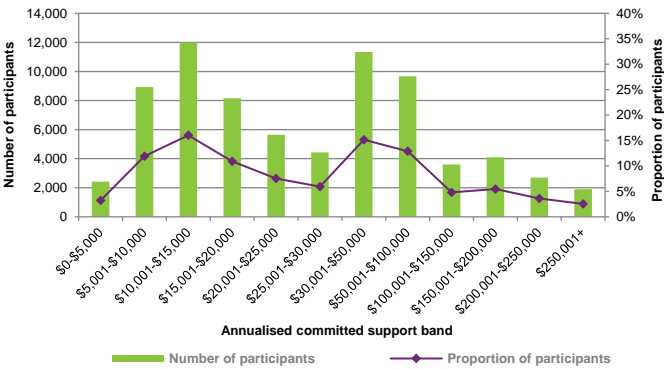


4.4 Total annualised committed support for active participants with an approved plan by level of function (%)

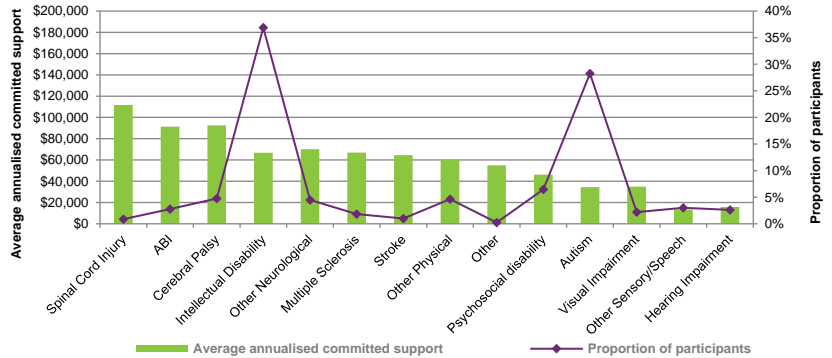


5. Average annualised committed support - most recent approved plans

5.1 Distribution of active participants with an approved plan by annualised committed support band



5.2 Average annualised committed support for active participants with an approved plan by primary disability (\$)

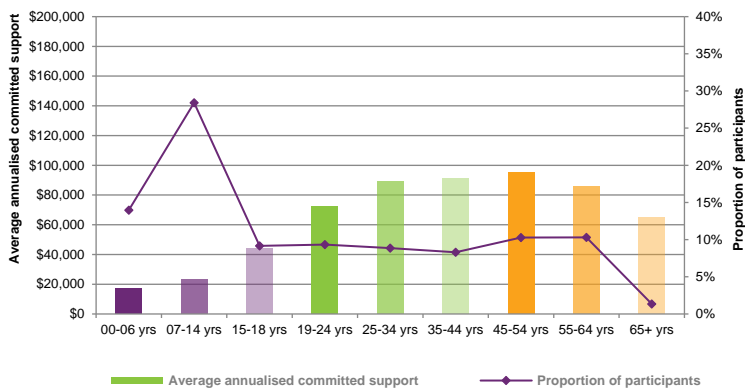




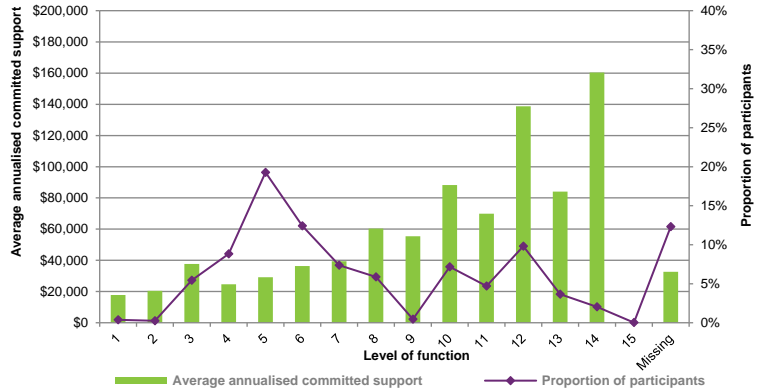
# National Public Dashboard

31 March 2017

5.3 Average annualised committed support for active participants with an approved plan by age group (\$)



5.4 Average annualised committed support for active participants with an approved plan by level of function (\$)



01 = high functional capacity (low level of disability); 15 = low functional capacity (high level of disability)

## 6. Providers

6.1 Registered providers as at 31st of March 2017 by entity type

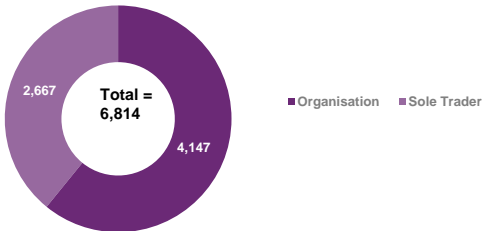


Table 6.2 Registered providers as at 31st of March 2017 by registration group

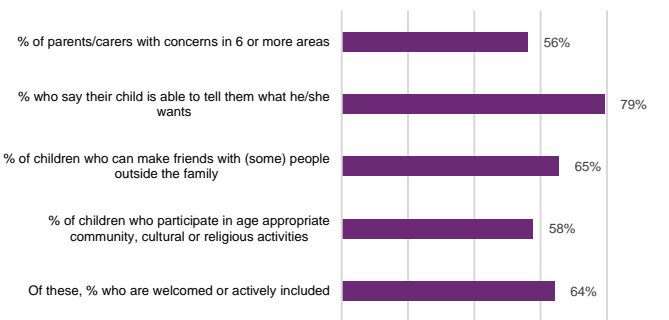
Registration Group	# Providers	Registration Group	# Providers
Therapeutic Supports	3,650	Innov Community Participation	722
Household Tasks	1,604	Plan Management	704
Assist-Travel/Transport	1,431	Assistive Prod-Household Task	672
Early Childhood Supports	1,424	Assistive Equip-Recreation	575
Participate Community	1,167	Comms & Info Equipment	556
Development-Life Skills	1,129	Custom Prosthetics	545
Assist Prod-Pers Care/Safety	1,061	Community Nursing Care	492
Assist Personal Activities	995	Assist Access/Maintain Employ	490
Assist-Life Stage, Transition	995	Specialised Driver Training	381
Behaviour Support	987	Hearing Equipment	253
Personal Activities High	924	Spec Support Employ	227
Personal Mobility Equipment	903	Vision Equipment	219
Group/Centre Activities	898	Interpret/Translate	192
Home Modification	885	Specialised Hearing Services	188
Accommodation/Tenancy	825	Vehicle modifications	137
Support Coordination	803	Hearing Services	45
Ex Phys Pers Training	785	Specialised Disability Accommodation	29
Daily Tasks/Shared Living	725	Assistance Animals	16

## 7. Participants and carers outcomes and support packages by participant age group

### Age group: birth to end of age 6

#### Baseline outcomes - participants

7.1 Participants 0 to before school



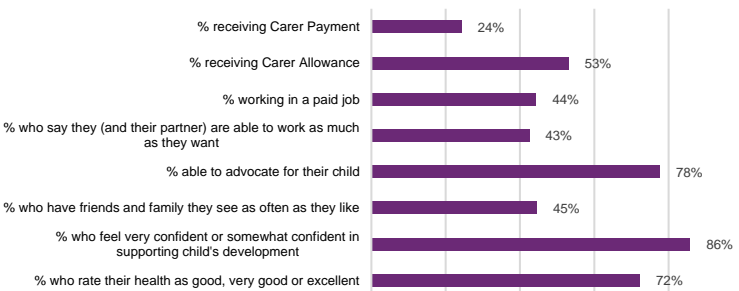
7.2 Description of key participant outcome domains

Outcome statements for children aged 0-6 years (or school entry):

1. Children gain functional, developmental and coping skills that are appropriate to their ability and circumstances / specialist services
2. Children show evidence of self-determination in their everyday lives
3. Children participate meaningfully in family life
4. Children participate meaningfully in community life

#### Baseline outcomes - family

7.3 Family/carers of participants 0 to 14 (selected indicators)



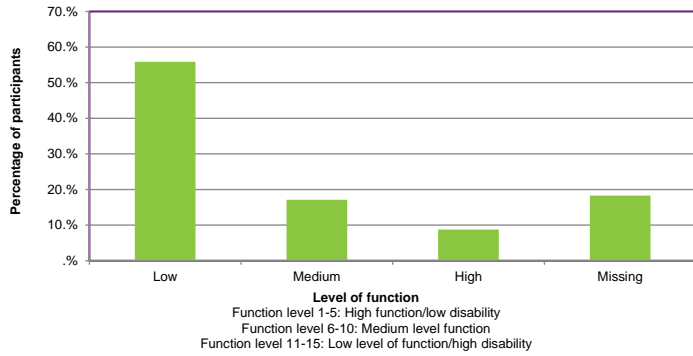
7.4 Description of key carer outcome domains

Outcome statements for families / carers of children with disability aged 0-6 years:

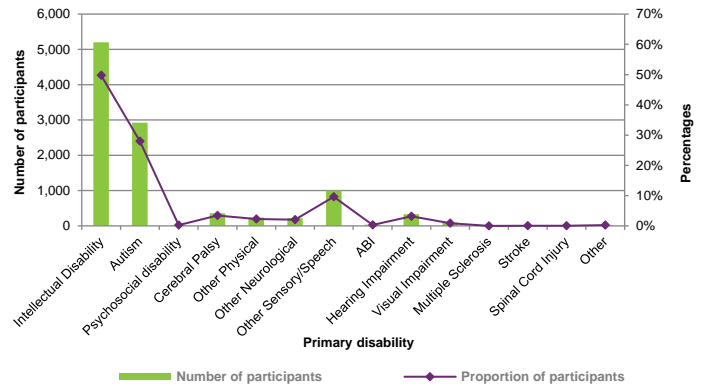
1. Families know their rights and advocate effectively for their children
2. Families feel supported
3. Families are able to gain access to desired services, programs, and activities in their community
4. Families help their children develop and learn
5. Families enjoy health and wellbeing

Participant Characteristics

7.5 Distribution of active participants with an approved plan by level of function for age 0 - 6 yrs

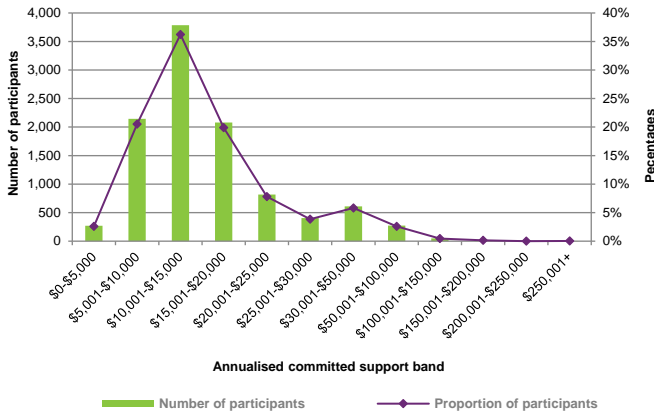


7.6 Distribution of active participants with an approved plan by primary disability for age 0 - 6 yrs

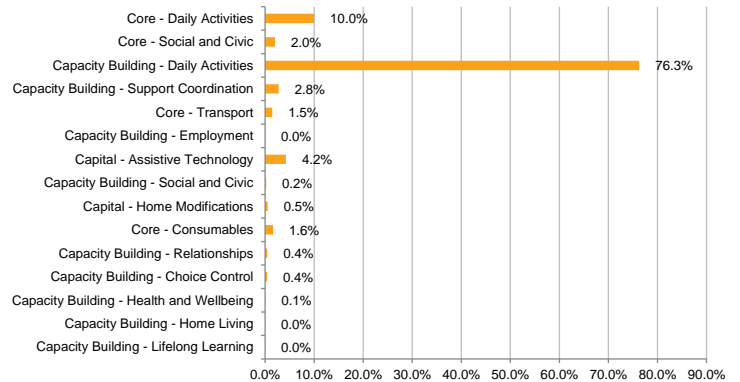


Support package

7.7 Distribution of active participants with an approved plan by annualised committed support band for age 0 - 6 yrs



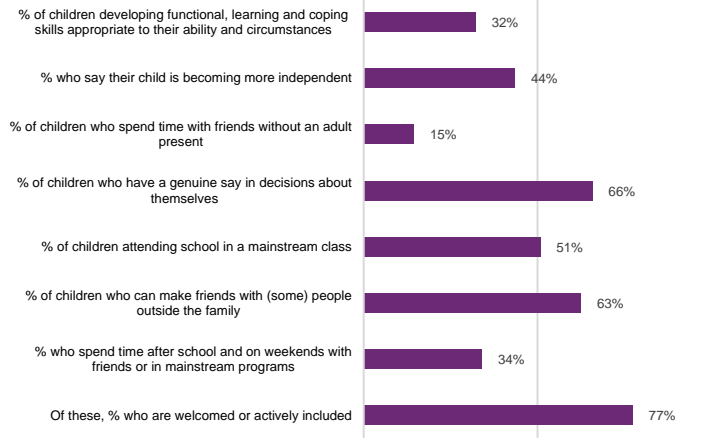
7.8 Total annualised committed support for active participants with an approved plan by support category for age 0-6 yrs



Age group: age 7 to end of age 14

Baseline outcomes - participants

7.9 Participants starting school age 7 to 14



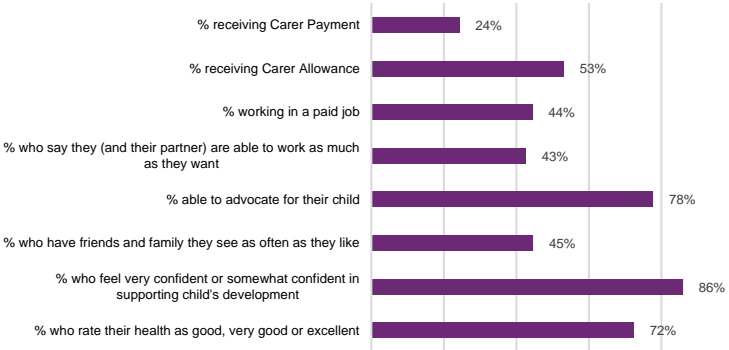
7.10 Description of key participant outcome domains

Outcome statements for children aged 6 (or school entry) -15 years:

1. Children gain functional, developmental and coping skills that are appropriate to their ability and circumstances / specialist services
2. Children show evidence of self-determination in their everyday lives
3. Children participate meaningfully in family life
4. Children participate meaningfully in community life

Baseline outcomes - family

7.11 Family/carers of participants age 0 to 14



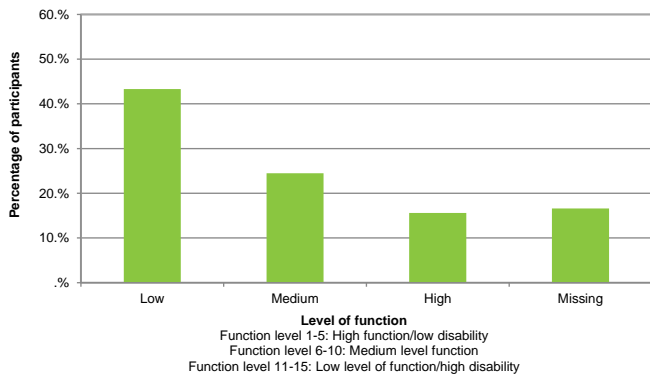
7.12 Description of key carer outcome domains

Outcome statements for families / carers of children with disability aged 6-15 years:

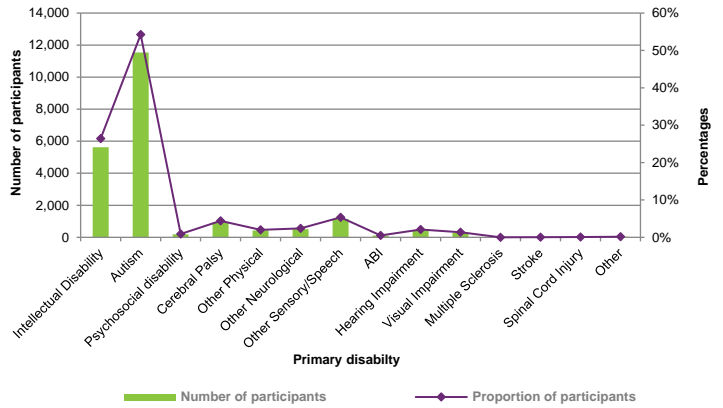
1. Families know their rights and advocate effectively for their children
2. Families feel supported
3. Families are able to gain access to desired services, programs, and activities in their community
4. Families help their children develop and learn
5. Families enjoy health and wellbeing

Participant Characteristics

7.13 Distribution of active participants with an approved plan by level of function for age 7 to 14 yrs

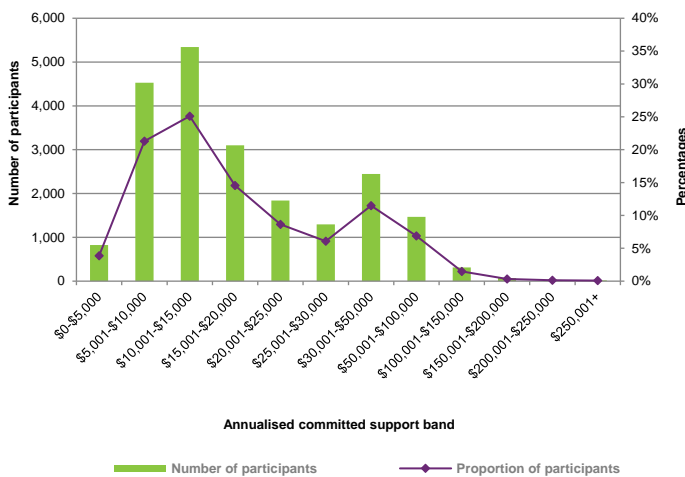


7.14 Distribution of active participants with an approved plan by primary disability for age 7 to 14 yrs

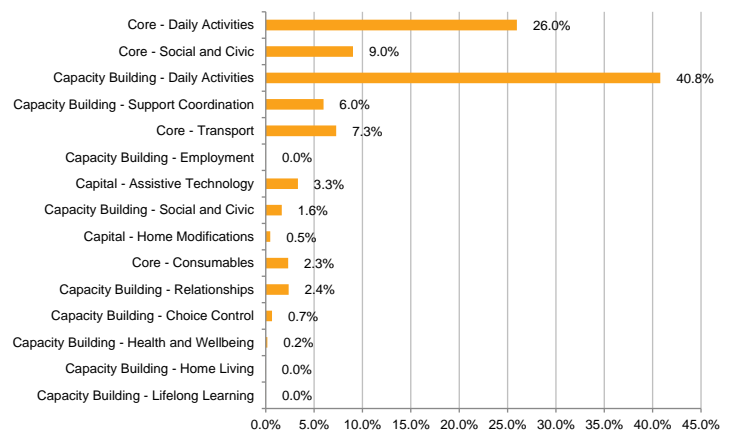


Support packages

7.15 Distribution of active participants with an approved plan by annualised committed support band for age 7 to 14 yrs

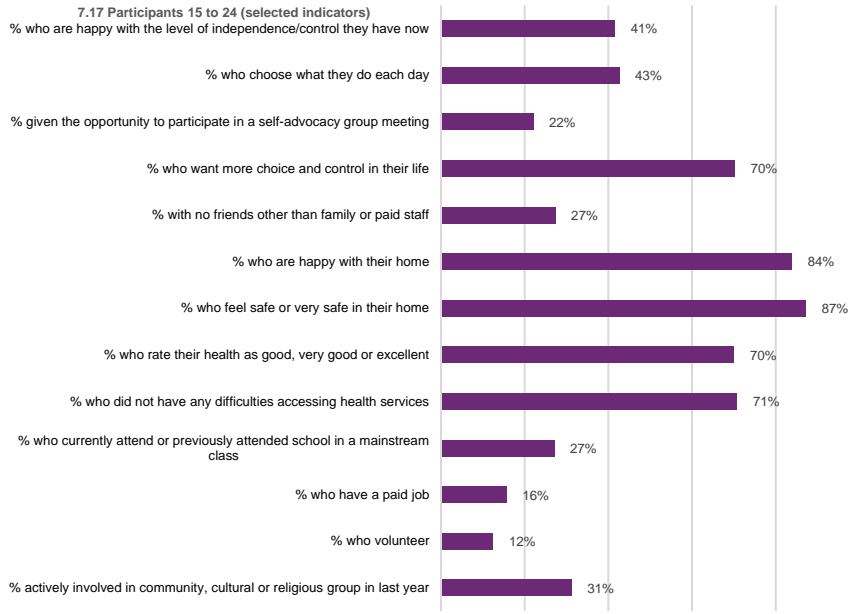


7.16 Total annualised committed support for active participants with an approved plan by support category for age 7 to 14 yrs



Age group: age 15 to end of age 24

Baseline outcomes - participants

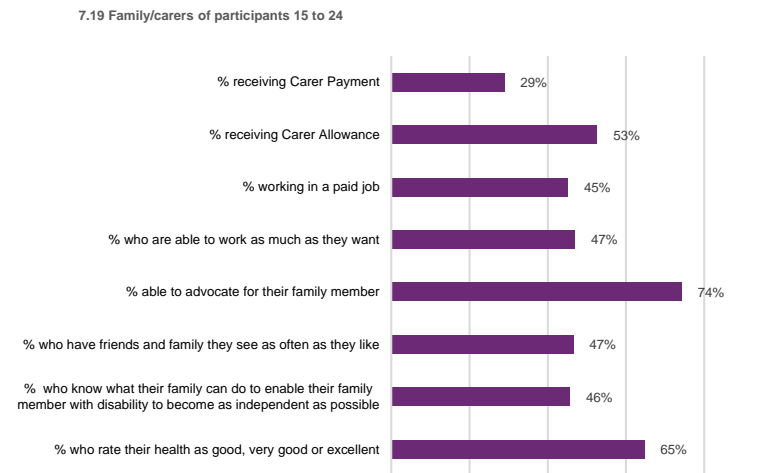


7.18 Description of key participant outcome domains

The adult framework consists of 8 participant domains:

1. Choice and control
2. Daily living activities
3. Relationships
4. Home
5. Health and wellbeing
6. Lifelong learning
7. Work
8. Social, community and civic participation

Baseline outcomes - family

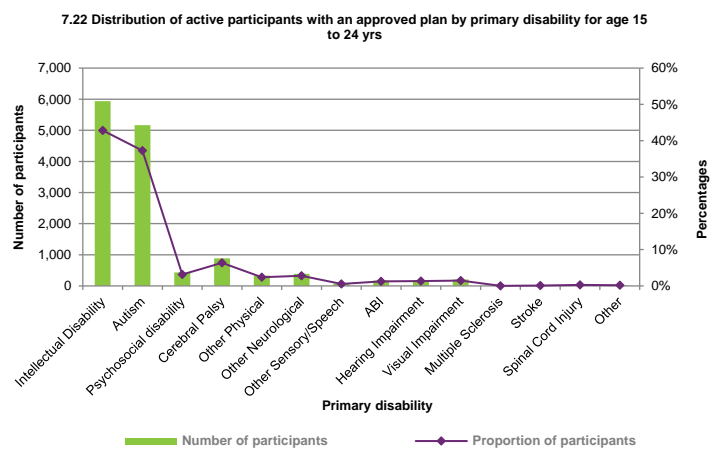
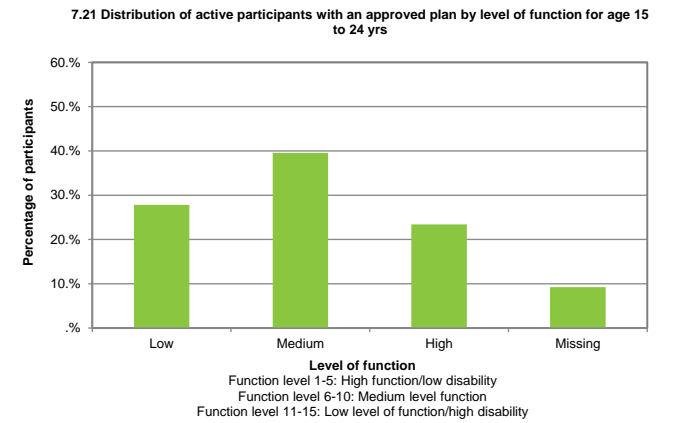


7.20 Description of key carer outcome domains

Outcome statements for families / carers of participants aged 15-24 years:

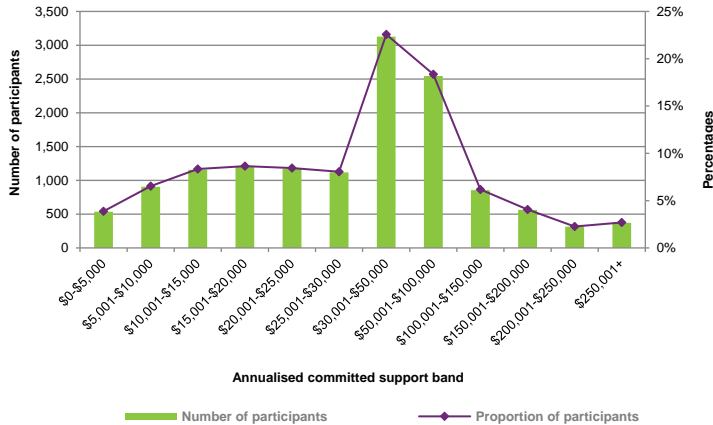
1. Families know their rights and advocate effectively for their young person with disability
2. Families have the support they need to care
3. Families are able to gain access to desired services, programs, and activities in their community
4. Families help their young person become independent
5. Families enjoy health and wellbeing

Participant Characteristics

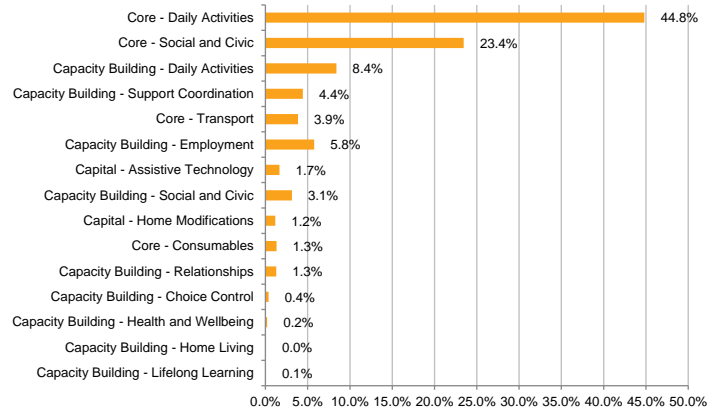


Support packages

7.23 Distribution of active participants with an approved plan by annualised committed support band for age 15 to 24 yrs



7.24 Total annualised committed support for active participants with an approved plan by support category for age 15 to 24 yrs



Age group: age 25+

Baseline outcomes - participants

7.25 Participants age 25+ (selected indicators)



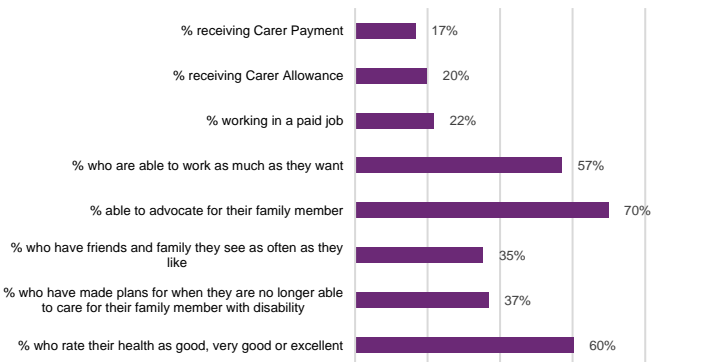
7.26 Description of key participant outcome domains

The adult framework consists of 8 participant domains:

1. Choice and control
2. Daily activities
3. Relationships
4. Home
5. Health and wellbeing
6. Lifelong learning
7. Work
8. Social, community and civic participation

Baseline outcomes - family

7.27 Family/carers of participants age 25+ (selected indicators)



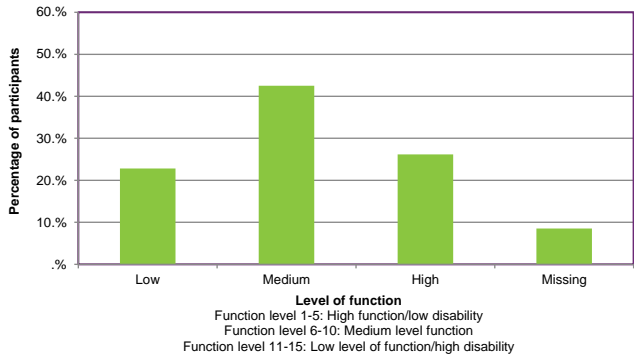
7.28 Description of key carer outcome domains

The adult framework consists of 5 family / carer domains:

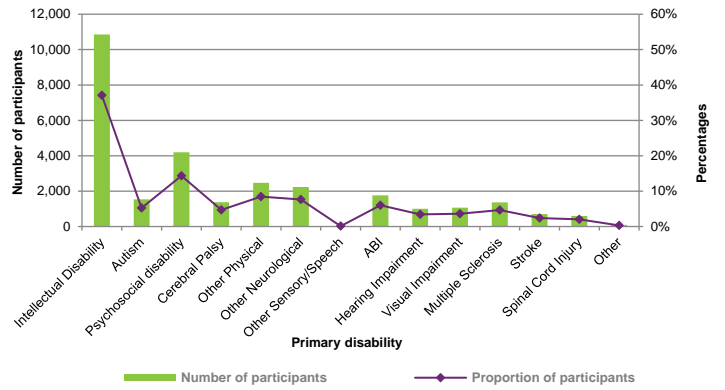
1. Families know their rights and advocate effectively for their family member with disability
2. Families have the support they need to care
3. Families are able to gain access to desired services, programs, and activities in their community
4. Families have succession plans
5. Families enjoy health and wellbeing

Participant Characteristics

7.29 Distribution of active participants with an approved plan by level of function for age 25+ yrs

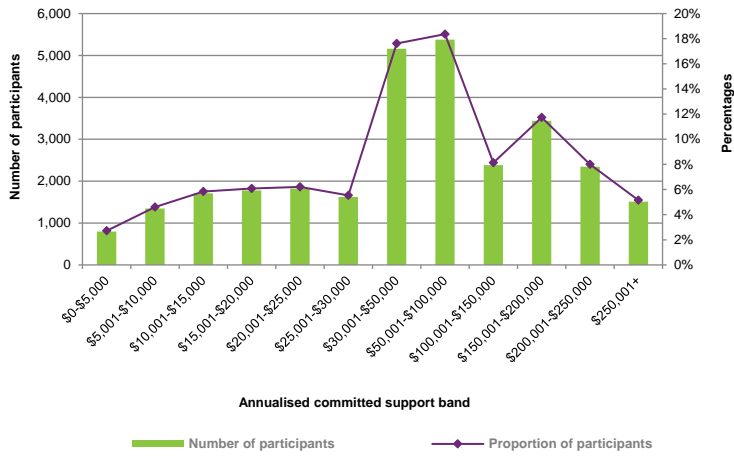


7.30 Distribution of active participants with an approved plan by primary disability for age 25+ yrs



Support packages

7.31 Distribution of active participants with an approved plan by annualised committed support band for age 25+



7.32 Total annualised committed support for active participants with an approved plan by support category for age 25+

