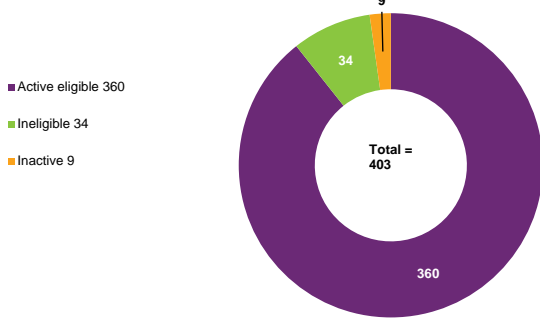
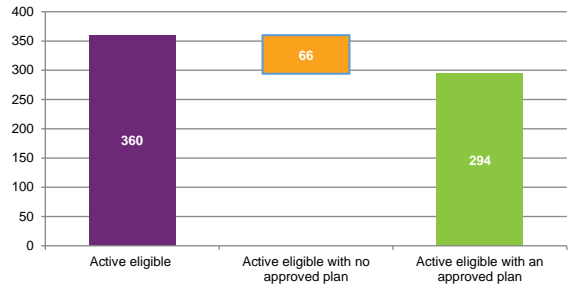


1. Eligibility

1.1 Access decisions: number of people eligible and ineligible

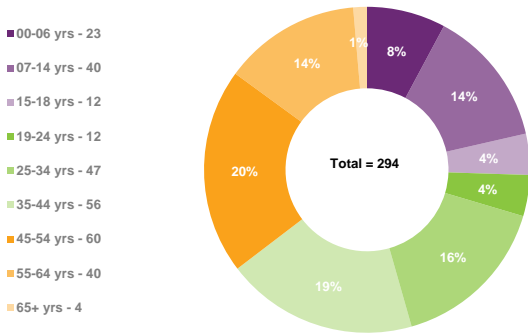


1.2 Active eligible participants and plan approvals

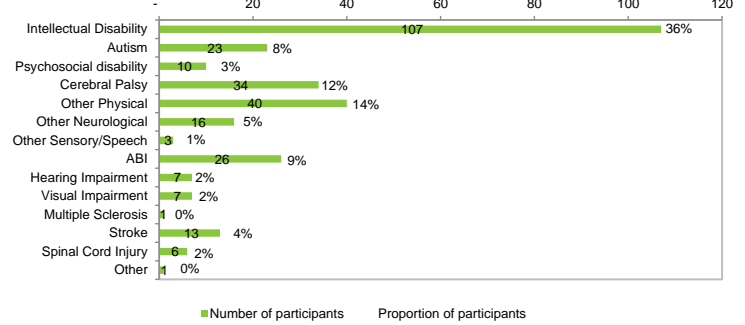


2. Participant characteristics

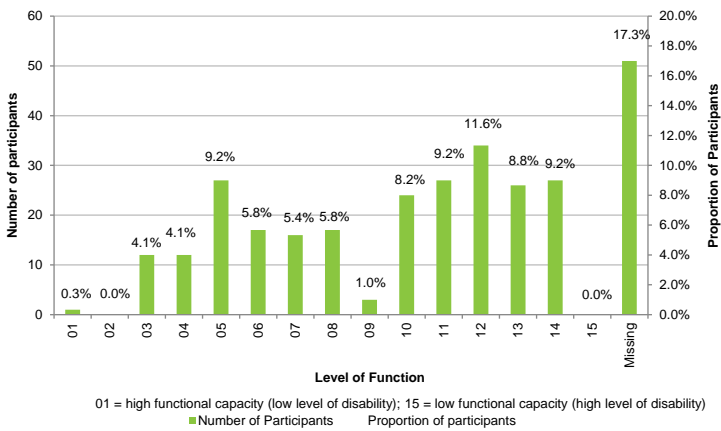
2.1 Age profile of active participants with an approved plan (no. of participants)



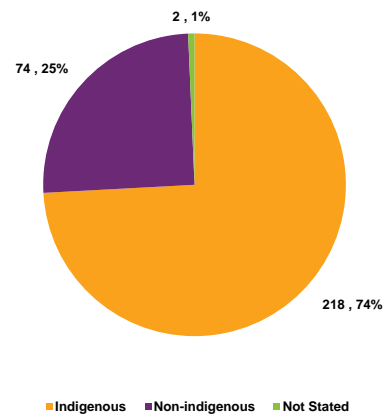
2.2 Primary disability of active participants with an approved plan



2.3 The level of function of active participants with an approved plan

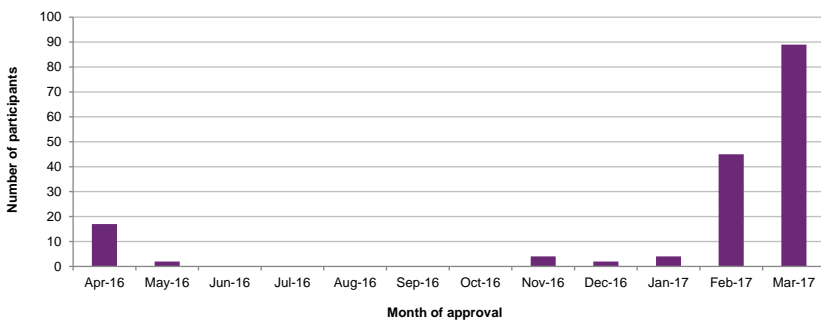


2.4 Indigenous status of active participants with an approved plan



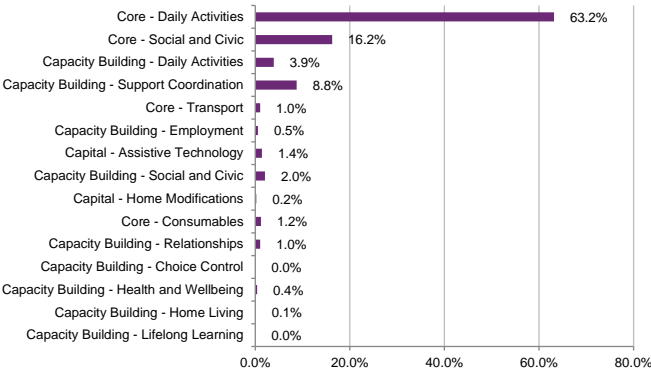
3. Plan Approvals

3.1 Month of first plan approval for new participants

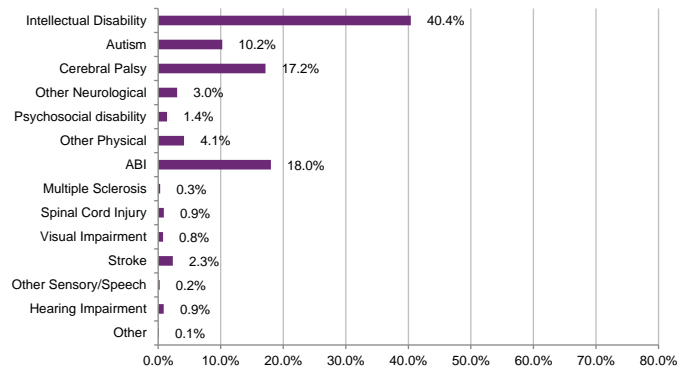


4. Total annualised committed support – most recent approved plans

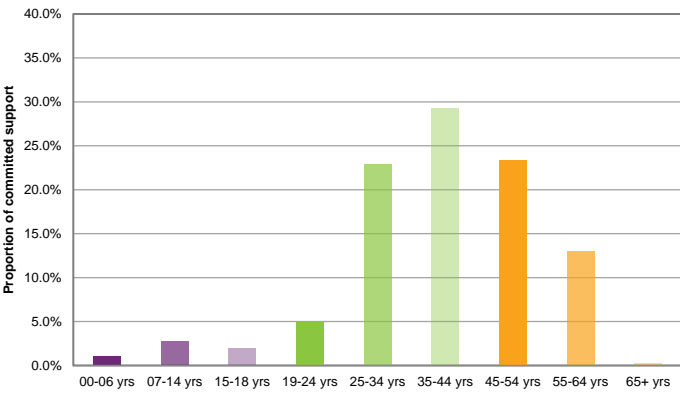
4.1 Total annualised committed support for active participants with an approved plan by support category (%)



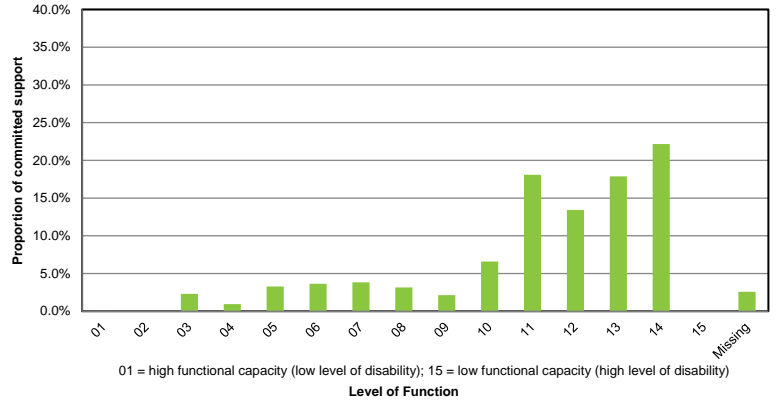
4.2 Total annualised committed support for active participants with an approved plan by primary disability (%)



4.3 Total annualised committed support for active participants with an approved plan by age group (%)

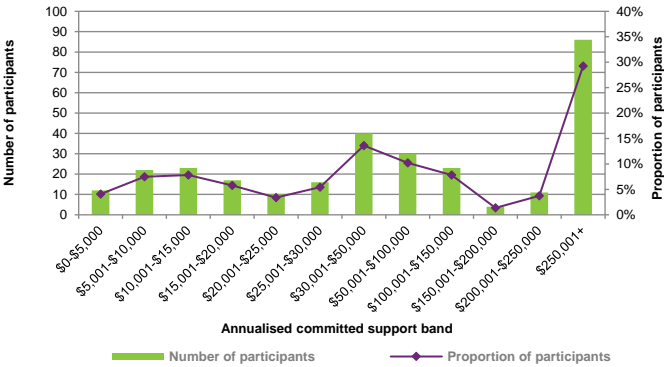


4.4 Total annualised committed support for active participants with an approved plan by level of function (%)

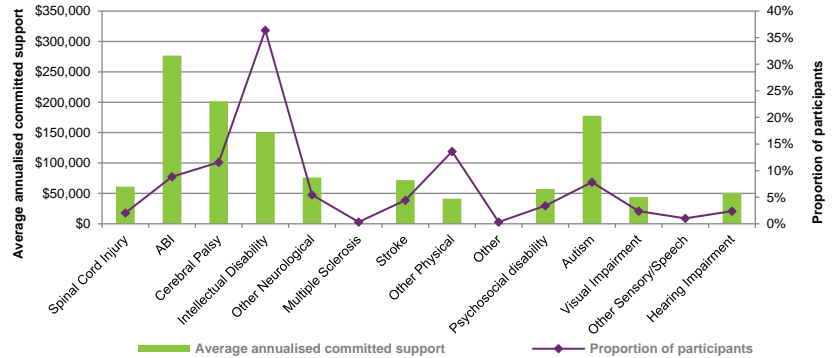


5. Average annualised committed support - most recent approved plans

5.1 Distribution of active participants with an approved plan by annualised committed support band



5.2 Average annualised committed support for active participants with an approved plan by primary disability (\$)

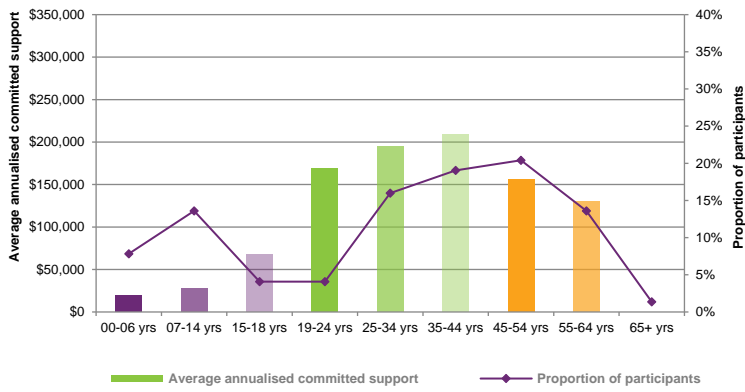




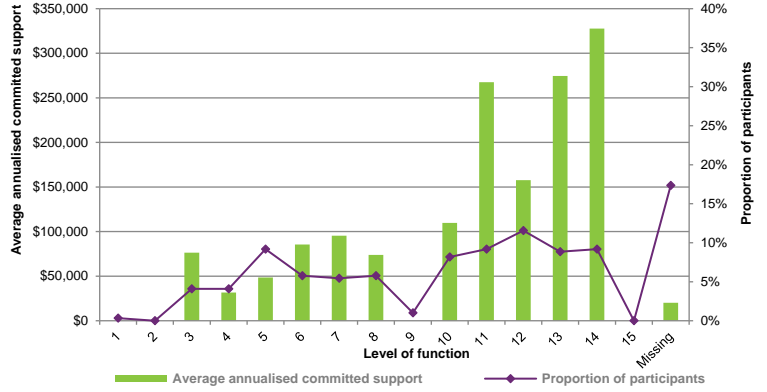
NT Dashboard

31 March 2017

5.3 Average annualised committed support for active participants with an approved plan by age group (\$)



5.4 Average annualised committed support for active participants with an approved plan by level of function (\$)



01 = high functional capacity (low level of disability); 15 = low functional capacity (high level of disability)

6. Providers

6.1 Registered providers as at 31st of March 2017 by entity type



Table 6.2 Registered providers as at 31st of March 2017 by registration group

Registration Group	# Providers	Registration Group	# Providers
Therapeutic Supports	31	Innov Community Participation	44
Household Tasks	32	Plan Management	5
Assist-Travel/Transport	49	Assistive Prod-Household Task	55
Early Childhood Supports	11	Assistive Equip-Recreation	70
Participate Community	24	Comms & Info Equipment	50
Development-Life Skills	16	Custom Prosthetics	31
Assist Prod-Pers Care/Safety	83	Community Nursing Care	14
Assist Personal Activities	16	Assist Access/Maintain Employ	12
Assist-Life Stage, Transition	16	Specialised Driver Training	13
Behaviour Support	8	Hearing Equipment	19
Personal Activities High	17	Spec Support Employ	3
Personal Mobility Equipment	79	Vision Equipment	23
Group/Centre Activities	14	Interpret/Translate	18
Home Modification	43	Specialised Hearing Services	6
Accommodation/Tenancy	27	Vehicle modifications	25
Support Coordination	6	Hearing Services	4
Ex Phys Pers Training	32	Specialised Disability Accommodation	0
Daily Tasks/Shared Living	15	Assistance Animals	0