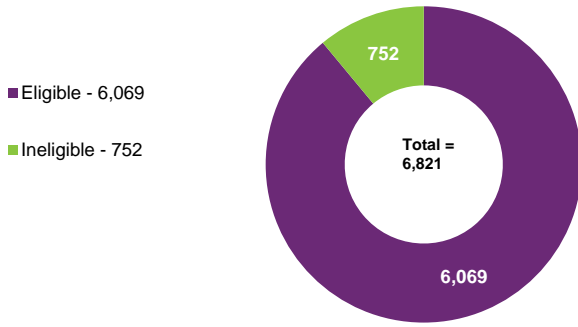
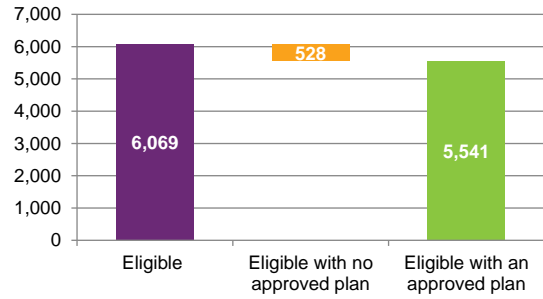


1. Eligibility

1.1 Access decisions: number of people eligible and ineligible

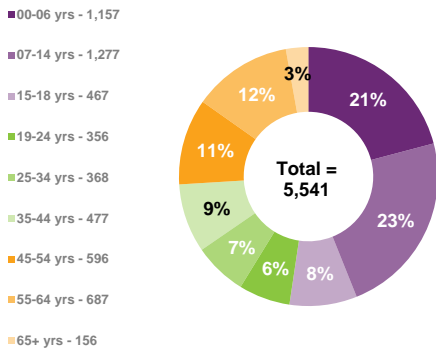


1.2 Eligible participants and plan approvals

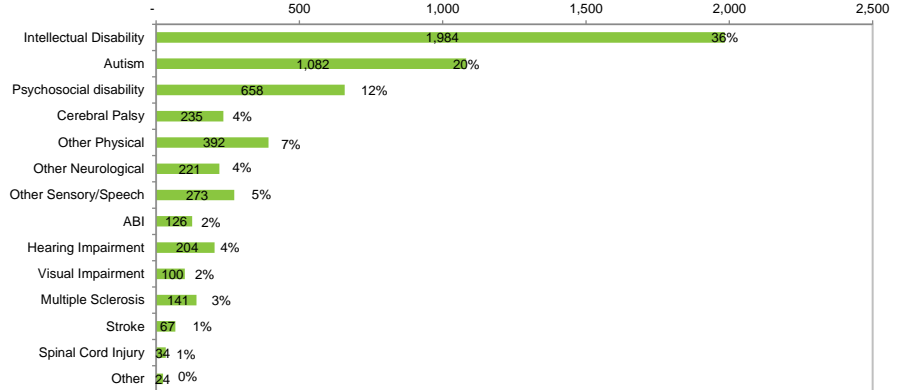


2. Participant characteristics

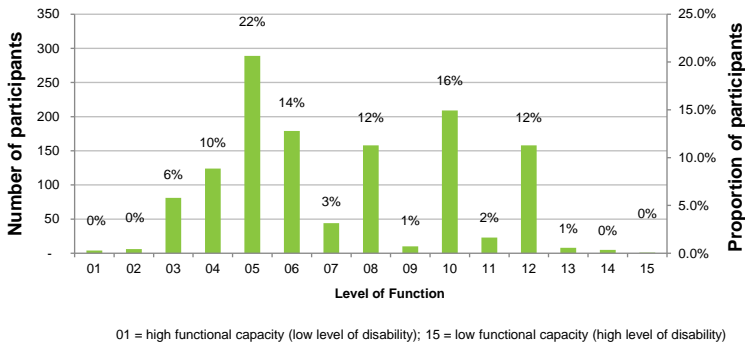
2.1 Age profile of participants with an approved plan (no. of participants)



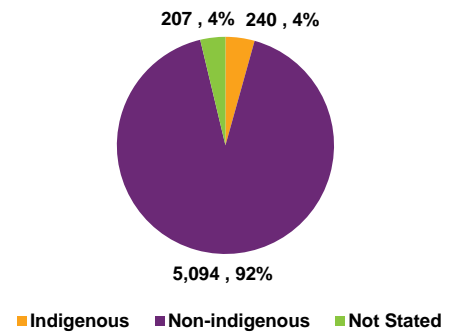
2.2 Primary disability of participants with an approved plan



2.3 The level of function of participants with an approved plan

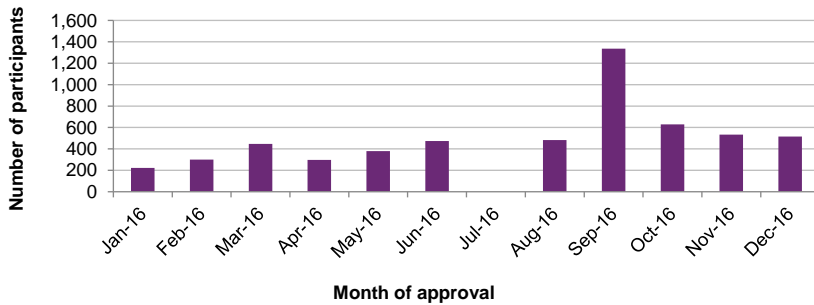


2.4 Indigenous status of participants with an approved plan



3. Plan Approvals

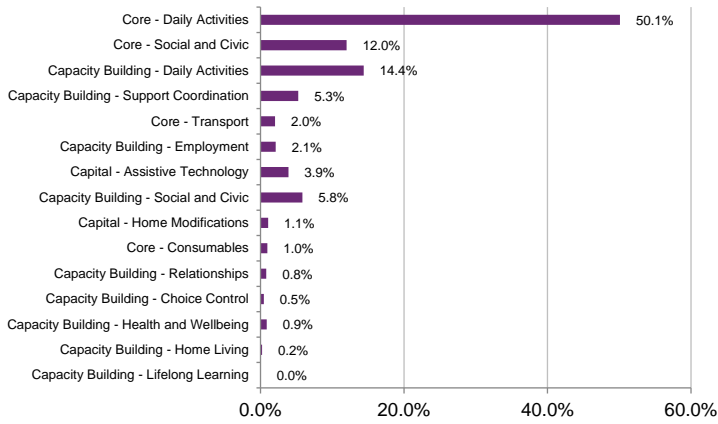
3.1 Month of first plan approval for participants with an approved plan



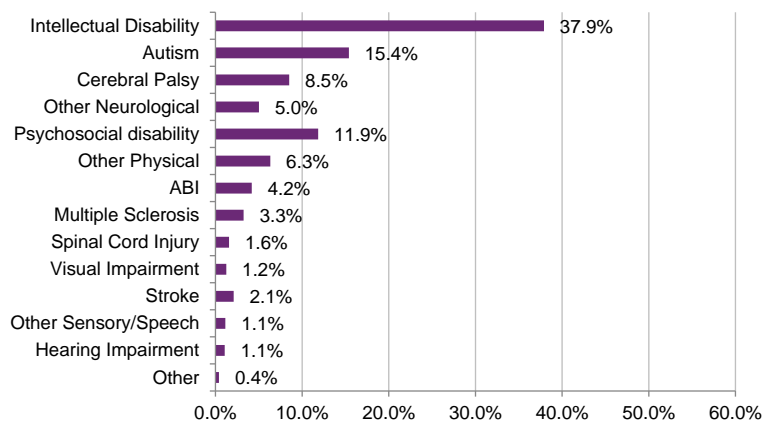
4. Total annualised committed support – most recent approved plans

\$0.3b have been committed to 5,541 participants with an approved plan in their most recent plan.

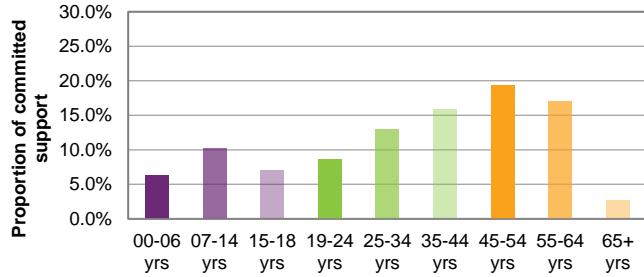
4.1 Total annualised committed support by support category (%)



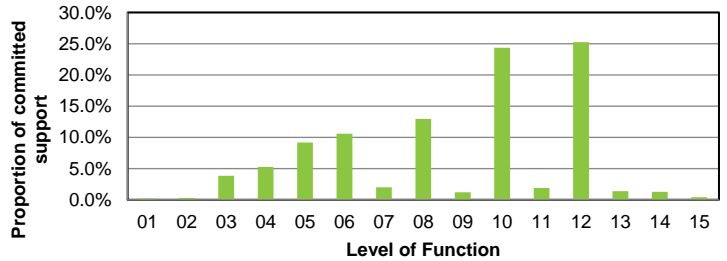
4.2 Total annualised committed support by primary disability (%)



4.3 Total annualised committed support by age group (%)



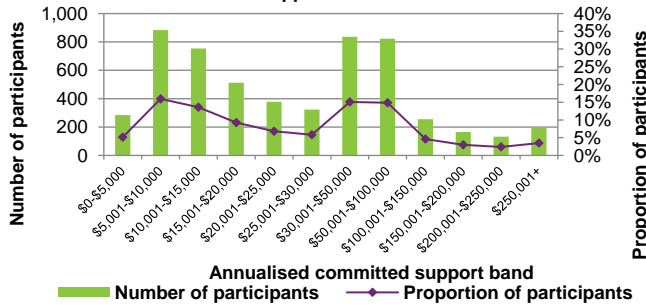
4.4 Total annualised committed support by level of function (%)



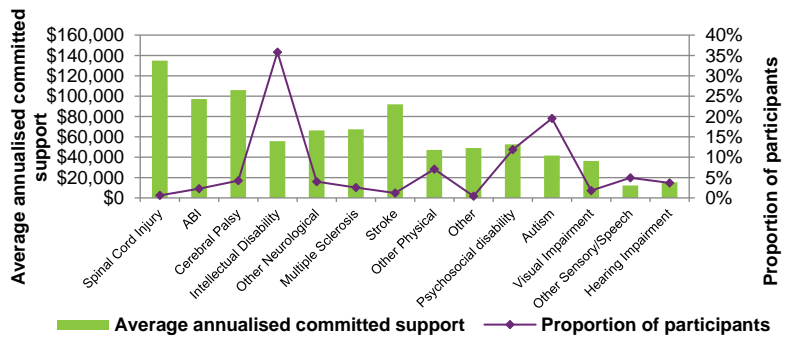
01 = high functional capacity (low level of disability); 15 = low functional capacity (high level of disability)

5. Average annualised committed support - most recent approved plans

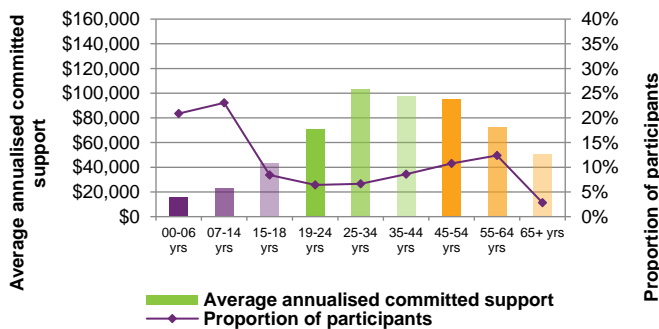
5.1 Distribution of participants by annualised committed support band



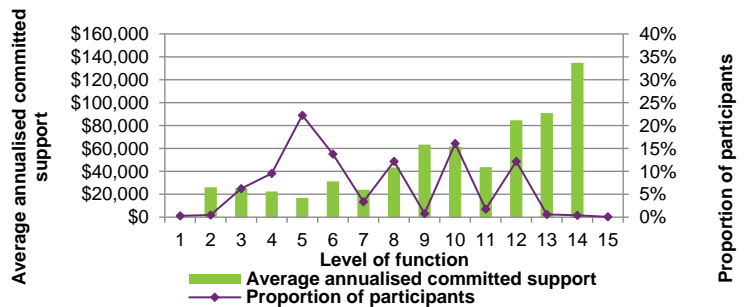
5.2 Average annualised committed support by primary disability (\$)



5.3 Average annualised committed support by age group (\$)



5.4 Average annualised committed support by level of function (\$)



01 = high functional capacity (low level of disability); 15 = low functional capacity (high level of disability)

6. Providers

6.1 Registered providers by entity type

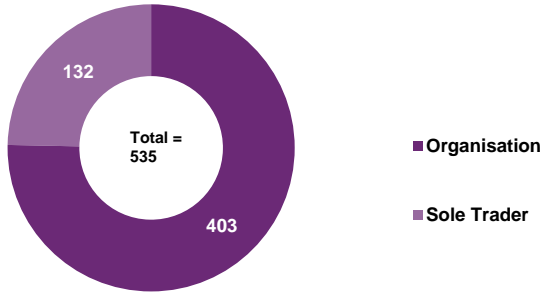


Table 6.2 Registered providers by registration group

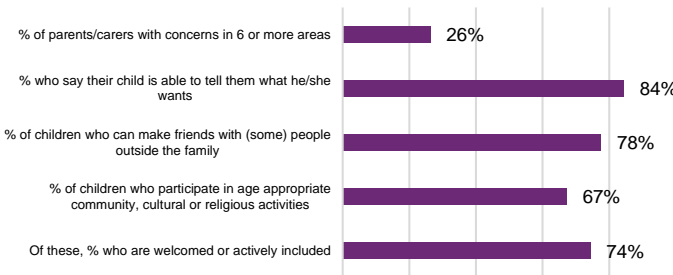
Registration Group	# Providers	Registration Group	# Providers
Therapeutic Supports	175	Plan Management	33
Household Tasks	67	Assistive Prod-Household Task	65
Assist-Travel/Transport	100	Assist Access/Maintain Employ	51
Early Childhood Supports	82	Assistive Equip-Recreation	76
Participate Community	82	Custom Prosthetics	66
Development-Life Skills	74	Innov Community Participation	40
Assist Prod-Pers Care/Safety	118	Comms & Info Equipment	43
Assist Personal Activities	64	Community Nursing Care	38
Assist-Life Stage, Transition	82	Specialised Driver Training	34
Behaviour Support	59	Hearing Equipment	27
Personal Activities High	61	Spec Support Employ	20
Group/Centre Activities	51	Specialised Hearing Services	14
Personal Mobility Equipment	121	Vision Equipment	29
Accommodation/Tenancy	35	Interpret/Translate	17
Home Modification	74	Vehicle modifications	15
Daily Tasks/Shared Living	53	Hearing Services	6
Support Coordination	42	Specialised Disability Accommodation	1
Ex Phys Pers Training	71	Assistance Animals	1

7. Participants and carers outcomes and support packages by participant age group

Age group: birth to end of age 6

Baseline outcomes - participants

7.1 Participants 0 to before school



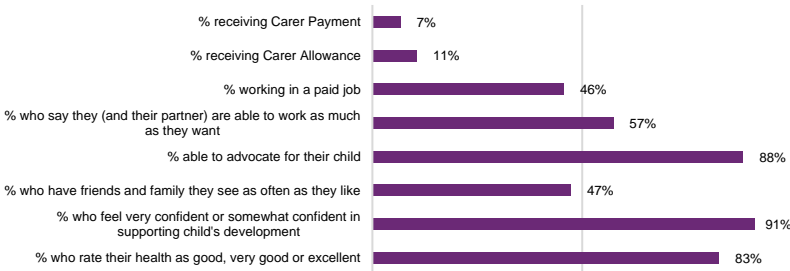
7.2 Description of key participant outcome domains

Outcome statements for children aged 0-6 years (or school entry):

1. Children gain functional, developmental and coping skills that are appropriate to their ability and circumstances / specialist services
2. Children show evidence of self-determination in their everyday lives
3. Children participate meaningfully in family life
4. Children participate meaningfully in community life

Baseline outcomes - family

7.3 Family/carers of participants 0 to 14 (selected indicators)



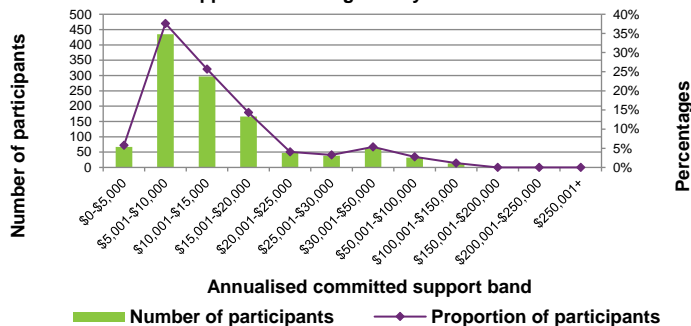
7.4 Description of key carer outcome domains

Outcome statements for families / carers of children with disability aged 0-6 years:

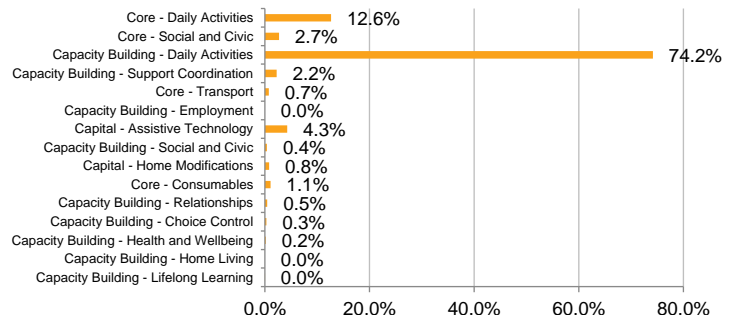
1. Families know their rights and advocate effectively for their children
2. Families feel supported
3. Families are able to gain access to desired services, programs, and activities in their community
4. Families help their children develop and learn
5. Families enjoy health and wellbeing

Support package

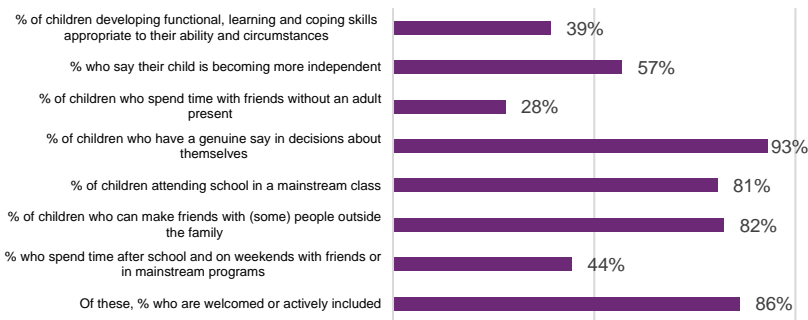
7.5 Distribution of participants by annualised committed support band for age 0 - 6 yrs



7.6 Total annualised committed support by support category for age 0-6 yrs



7.7 Participants starting school age 7 to 14

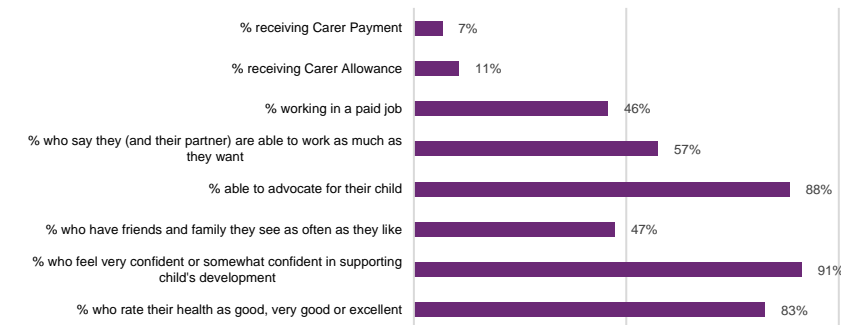


7.8 Description of key participant outcome domains

**Outcome statements for children aged 6 (or school entry) -15 years:**

1. Children gain functional, developmental and coping skills that are appropriate to their ability and circumstances / specialist services
2. Children show evidence of self-determination in their everyday lives
3. Children participate meaningfully in family life
4. Children participate meaningfully in community life

7.9 Family/carers of participants starting school age 0 to 14

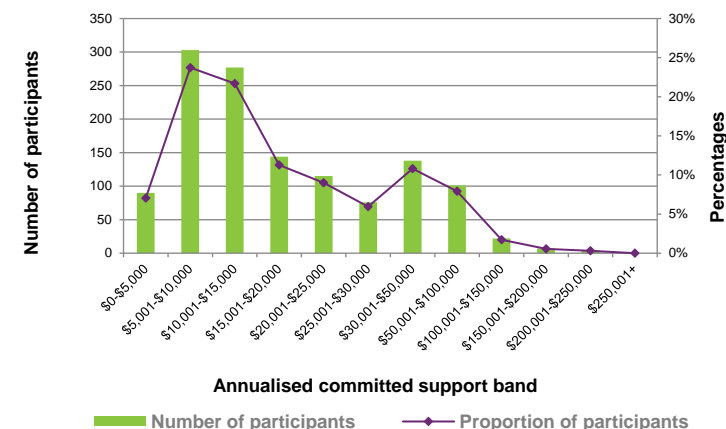


7.10 Description of key carer outcome domains

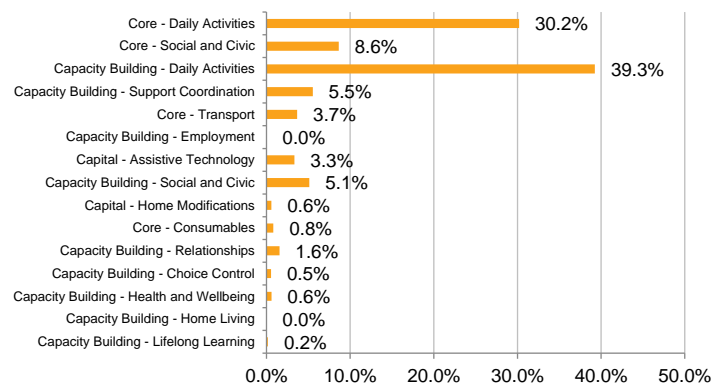
**Outcome statements for families / carers of children with disability aged 6-15 years:**

1. Families know their rights and advocate effectively for their children
2. Families feel supported
3. Families are able to gain access to desired services, programs, and activities in their community
4. Families help their children develop and learn
5. Families enjoy health and wellbeing

7.11 Distribution of participants by annualised committed support band for age 7 to 14 yrs

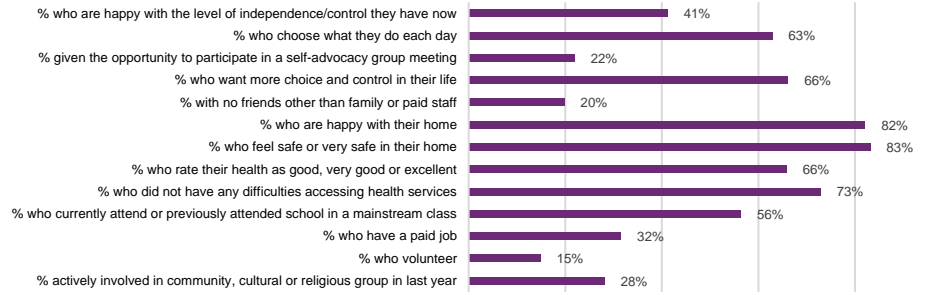


7.12 Total annualised committed support by support category for age 7 to 14 yrs



Baseline outcomes - participants

7.13 Participants 15 to 24 (selected indicators)



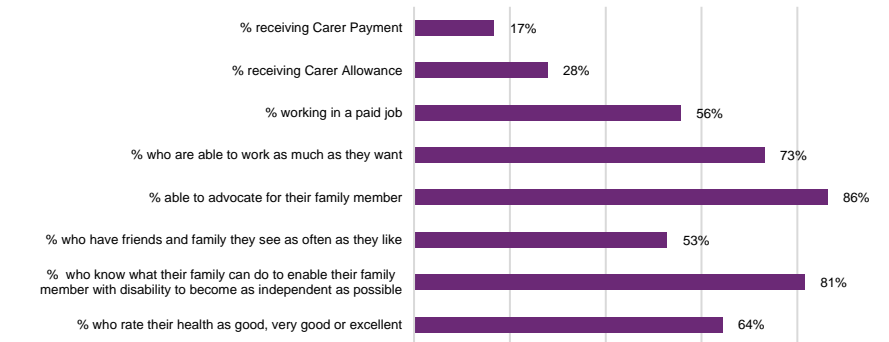
7.14 Description of key participant outcome domains

The adult framework consists of 8 participant domains:

1. Choice and control
2. Daily living activities
3. Relationships
4. Home
5. Health and wellbeing
6. Lifelong learning
7. Work
8. Social, community and civic participation

Baseline outcomes - family

7.15 Family/carers of participants 15 to 24



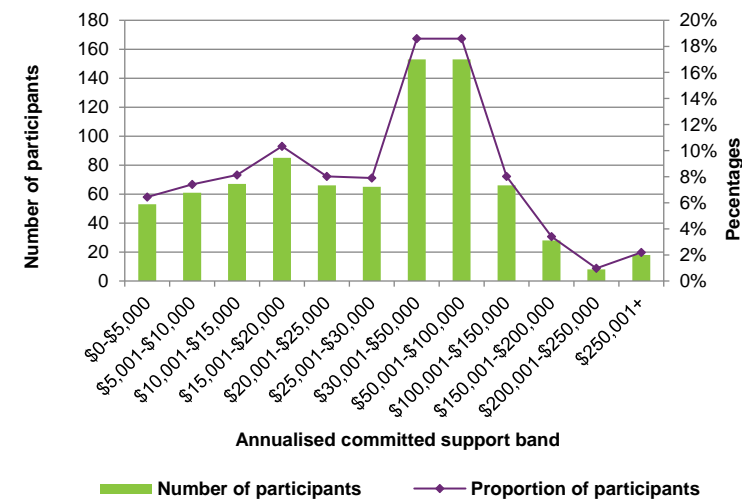
7.16 Description of key carer outcome domains

Outcome statements for families / carers of participants aged 15-24 years:

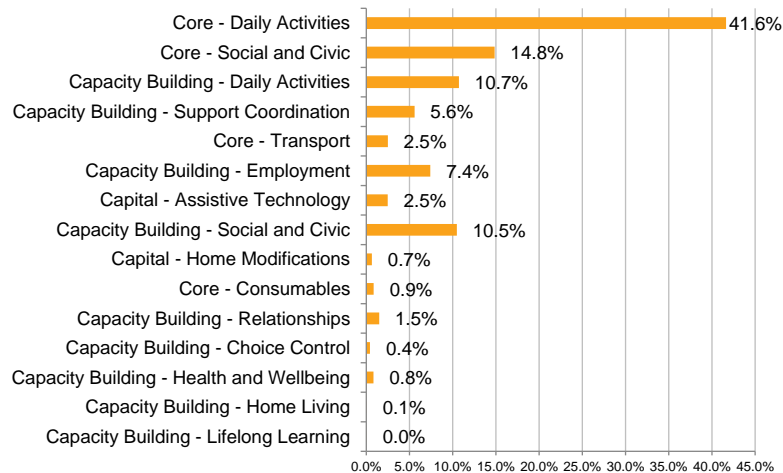
1. Families know their rights and advocate effectively for their young person with disability
2. Families have the support they need to care
3. Families are able to gain access to desired services, programs, and activities in their community
4. Families help their young person become independent

Support packages

7.17 Distribution of participants by annualised committed support band for age 15 to 24 yrs



7.18 Total annualised committed support by support category for age 15 to 24 yrs



Baseline outcomes - participants

7.19 Participants age 25+ (selected indicators)



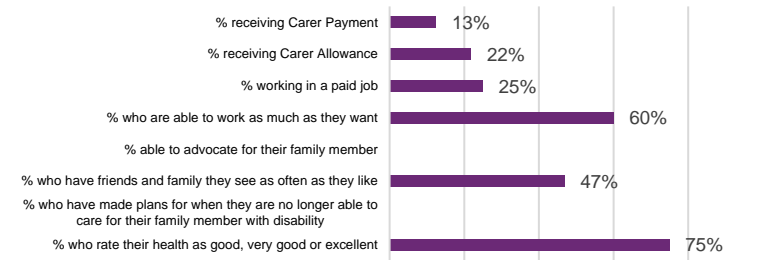
7.20 Description of key participant outcome domains

The adult framework consists of 8 participant domains:

1. Choice and control
2. Daily activities
3. Relationships
4. Home
5. Health and wellbeing
6. Lifelong learning
7. Work
8. Social, community and civic participation

Baseline outcomes - family

7.21 Family/carers of participants age 25+ (selected indicators)



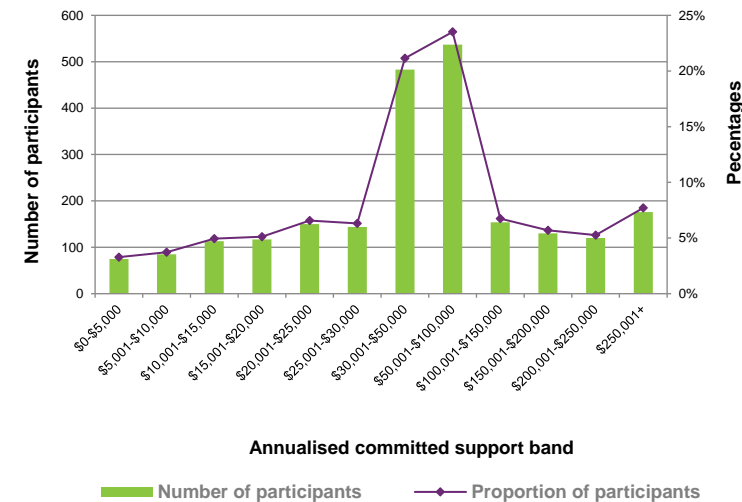
7.22 Description of key carer outcome domains

The adult framework consists of 5 family / carer domains:

1. Families know their rights and advocate effectively for their family member with disability
2. Families have the support they need to care
3. Families are able to gain access to desired services, programs, and activities in their community
4. Families have succession plans
5. Families enjoy health and wellbeing

Support packages

7.23 Distribution of participants by annualised committed support band for age 25+



7.24 Total annualised committed support by support category for age 25+

