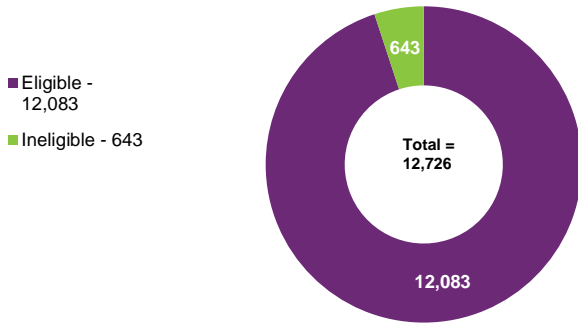
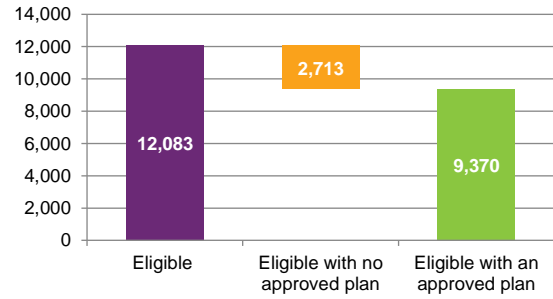


1. Eligibility

1.1 Access decisions: number of people eligible and ineligible

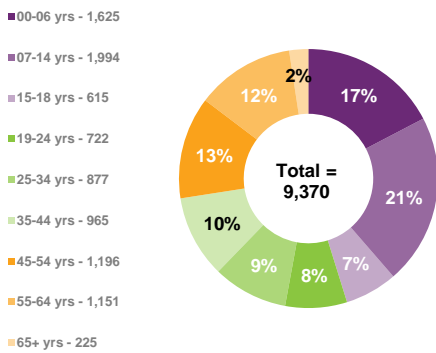


1.2 Eligible participants and plan approvals

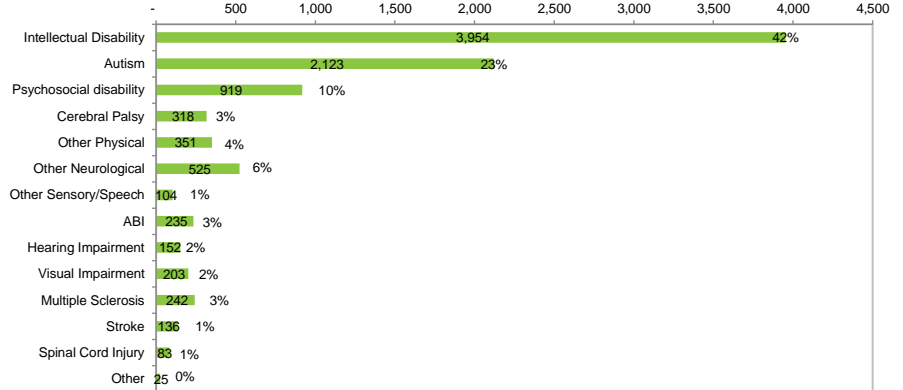


2. Participant characteristics

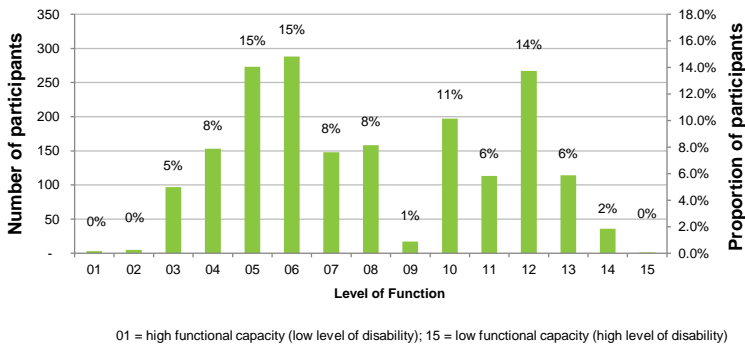
2.1 Age profile of participants with an approved plan (no. of participants)



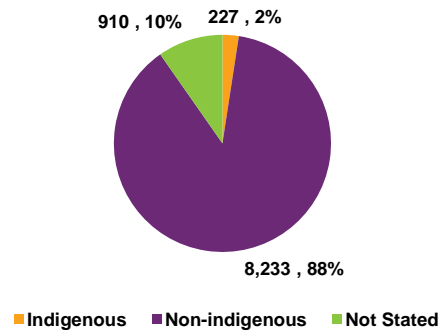
2.2 Primary disability of participants with an approved plan



2.3 The level of function of participants with an approved plan

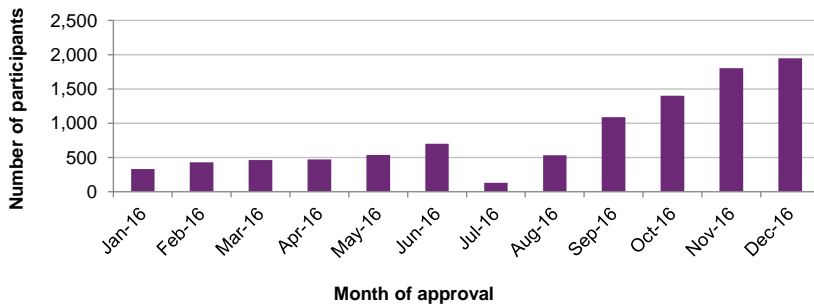


2.4 Indigenous status of participants with an approved plan



3. Plan Approvals

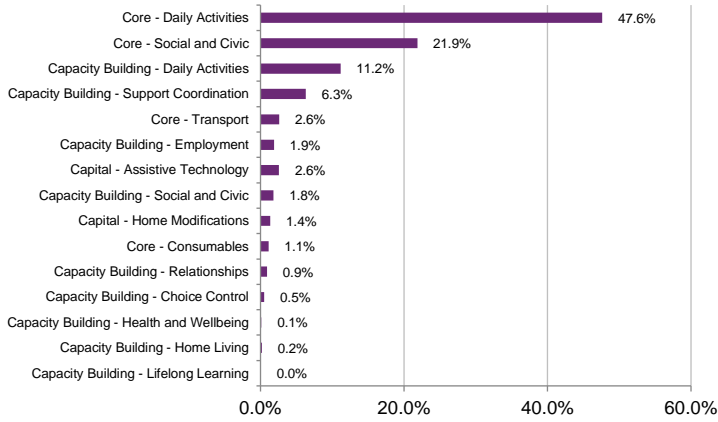
3.1 Month of first plan approval for participants with an approved plan



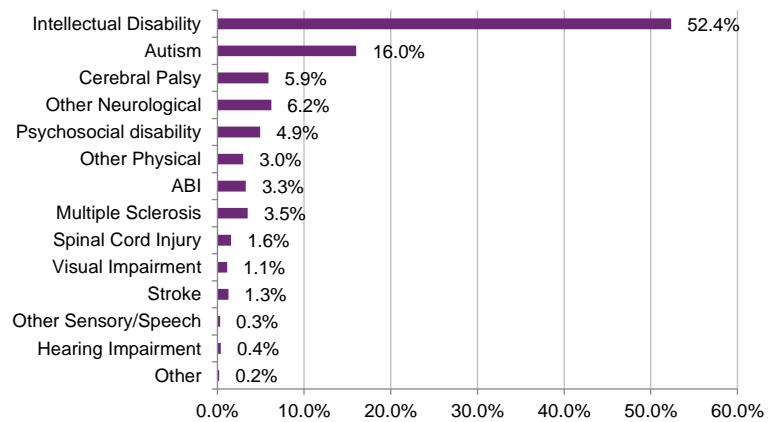
4. Total annualised committed support – most recent approved plans

\$0.5b have been committed to 9,370 participants with an approved plan in their most recent plan.

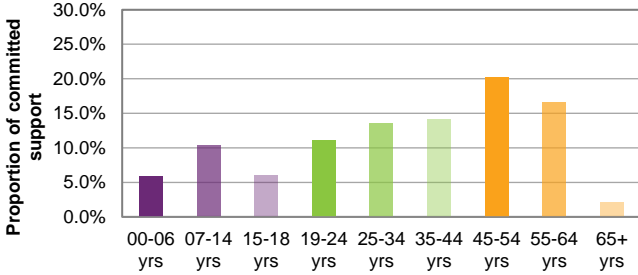
4.1 Total annualised committed support by support category (%)



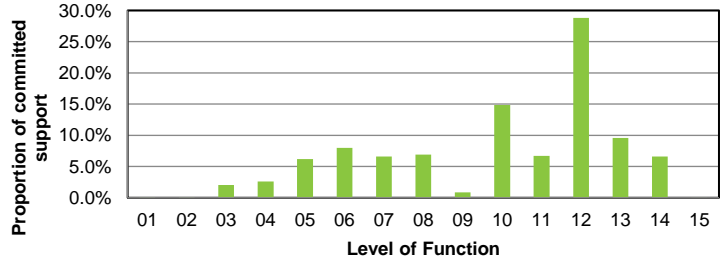
4.2 Total annualised committed support by primary disability (%)



4.3 Total annualised committed support by age group (%)



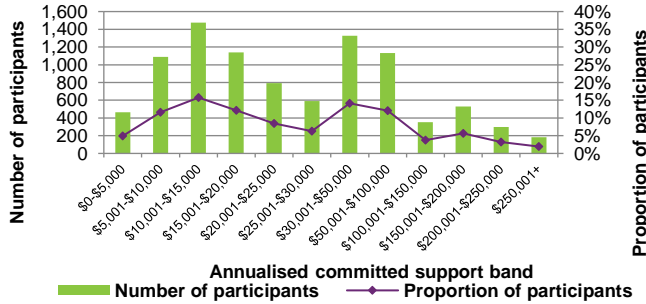
4.4 Total annualised committed support by level of function (%)



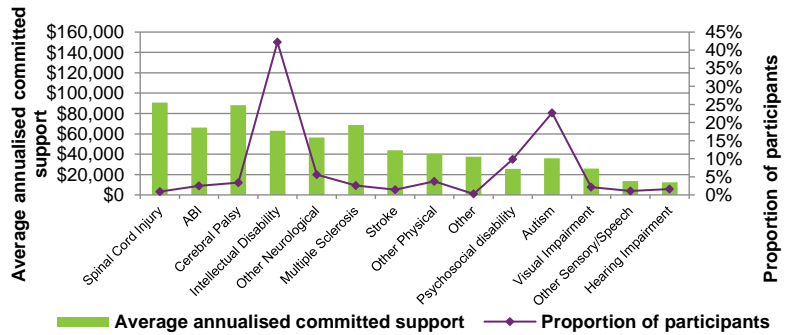
01 = high functional capacity (low level of disability); 15 = low functional capacity (high level of disability)

5. Average annualised committed support - most recent approved plans

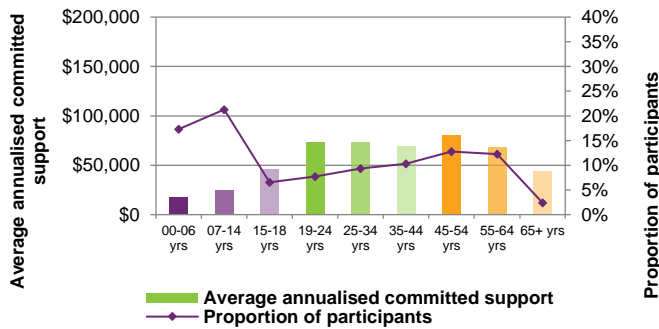
5.1 Distribution of participants by annualised committed support band



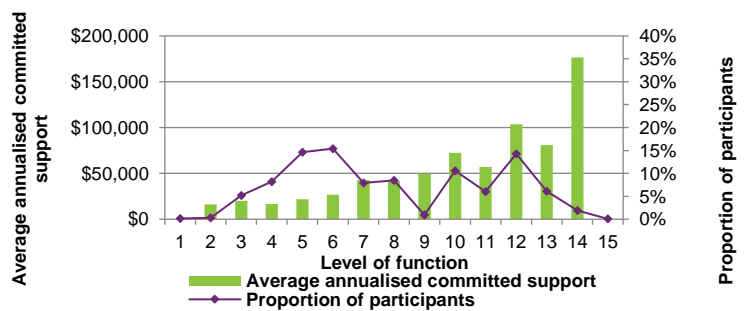
5.2 Average annualised committed support by primary disability (\$)



5.3 Average annualised committed support by age group (\$)



5.4 Average annualised committed support by level of function (\$)



6. Providers

6.1 Registered providers by entity type

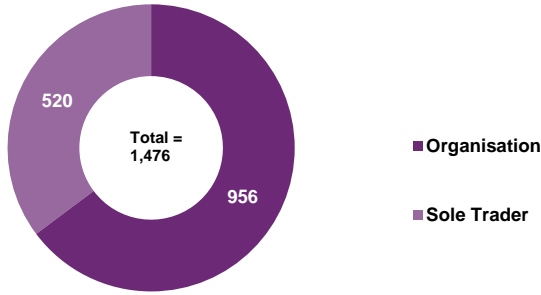


Table 6.2 Registered providers by registration group

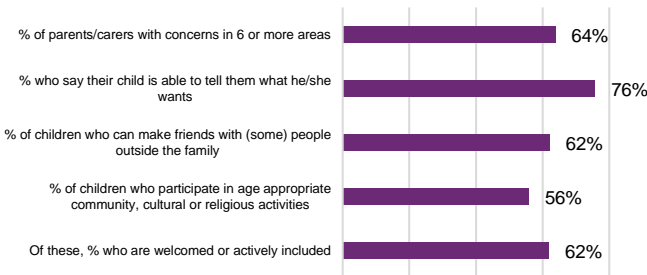
| Registration Group | # Providers | Registration Group | # Providers |
|-------------------------------|-------------|--------------------------------------|-------------|
| Therapeutic Supports | 766 | Plan Management | 121 |
| Household Tasks | 314 | Assistive Prod-Household Task | 162 |
| Assist-Travel/Transport | 266 | Assist Access/Maintain Employ | 92 |
| Early Childhood Supports | 147 | Assistive Equip-Recreation | 141 |
| Participate Community | 203 | Custom Prosthetics | 120 |
| Development-Life Skills | 196 | Innov Community Participation | 123 |
| Assist Prod-Pers Care/Safety | 259 | Comms & Info Equipment | 105 |
| Assist Personal Activities | 157 | Community Nursing Care | 108 |
| Assist-Life Stage, Transition | 191 | Specialised Driver Training | 87 |
| Behaviour Support | 146 | Hearing Equipment | 65 |
| Personal Activities High | 152 | Spec Support Employ | 50 |
| Group/Centre Activities | 156 | Specialised Hearing Services | 64 |
| Personal Mobility Equipment | 222 | Vision Equipment | 54 |
| Accommodation/Tenancy | 150 | Interpret/Translate | 42 |
| Home Modification | 210 | Vehicle modifications | 33 |
| Daily Tasks/Shared Living | 108 | Hearing Services | 15 |
| Support Coordination | 100 | Specialised Disability Accommodation | 7 |
| Ex Phys Pers Training | 131 | Assistance Animals | 2 |

7. Participants and carers outcomes and support packages by participant age group

Age group: birth to end of age 6

Baseline outcomes - participants

7.1 Participants 0 to before school



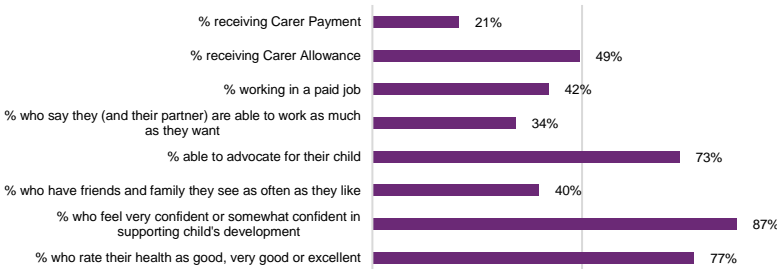
7.2 Description of key participant outcome domains

Outcome statements for children aged 0-6 years (or school entry):

1. Children gain functional, developmental and coping skills that are appropriate to their ability and circumstances / specialist services
2. Children show evidence of self-determination in their everyday lives
3. Children participate meaningfully in family life
4. Children participate meaningfully in community life

Baseline outcomes - family

7.3 Family/carers of participants 0 to 14 (selected indicators)



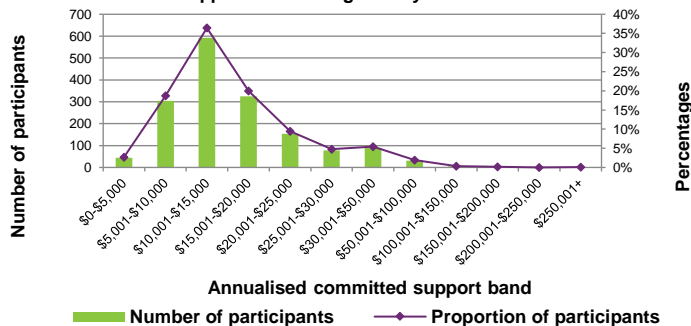
7.4 Description of key carer outcome domains

Outcome statements for families / carers of children with disability aged 0-6 years:

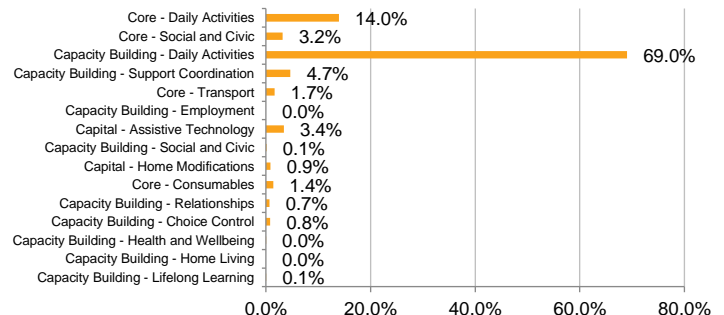
1. Families know their rights and advocate effectively for their children
2. Families feel supported
3. Families are able to gain access to desired services, programs, and activities in their community
4. Families help their children develop and learn
5. Families enjoy health and wellbeing

Support package

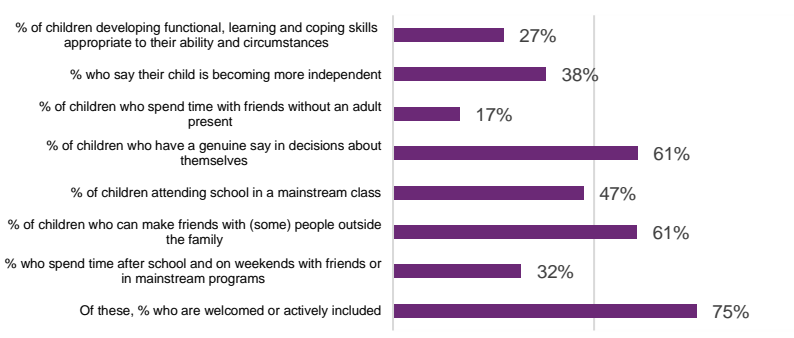
7.5 Distribution of participants by annualised committed support band for age 0 - 6 yrs



7.6 Total annualised committed support by support category for age 0-6 yrs



7.7 Participants starting school age 7 to 14

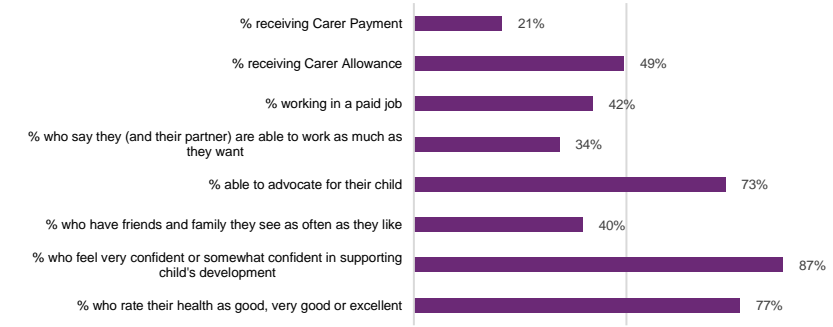


7.8 Description of key participant outcome domains

Outcome statements for children aged 6 (or school entry) -15 years:

1. Children gain functional, developmental and coping skills that are appropriate to their ability and circumstances / specialist services
2. Children show evidence of self-determination in their everyday lives
3. Children participate meaningfully in family life
4. Children participate meaningfully in community life

7.9 Family/carers of participants starting school age 0 to 14

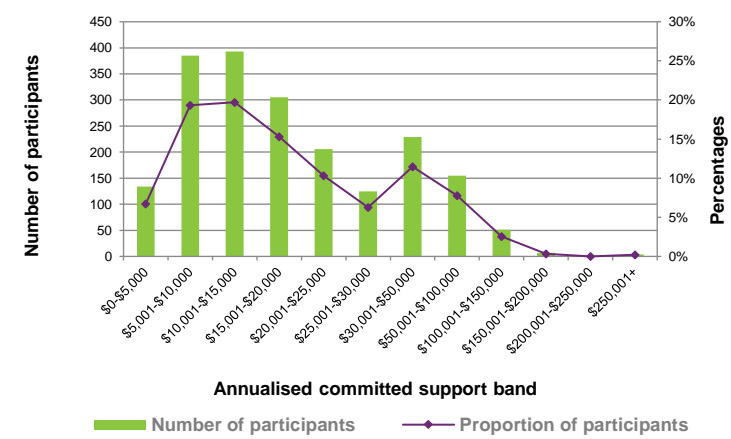


7.10 Description of key carer outcome domains

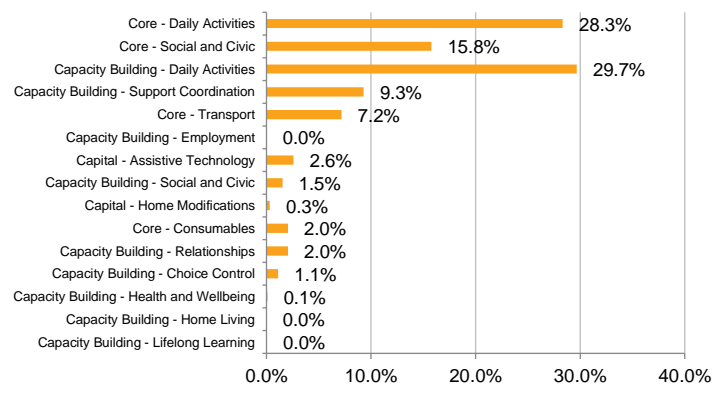
Outcome statements for families / carers of children with disability aged 6-15 years:

1. Families know their rights and advocate effectively for their children
2. Families feel supported
3. Families are able to gain access to desired services, programs, and activities in their community
4. Families help their children develop and learn
5. Families enjoy health and wellbeing

7.11 Distribution of participants by annualised committed support band for age 7 to 14 yrs



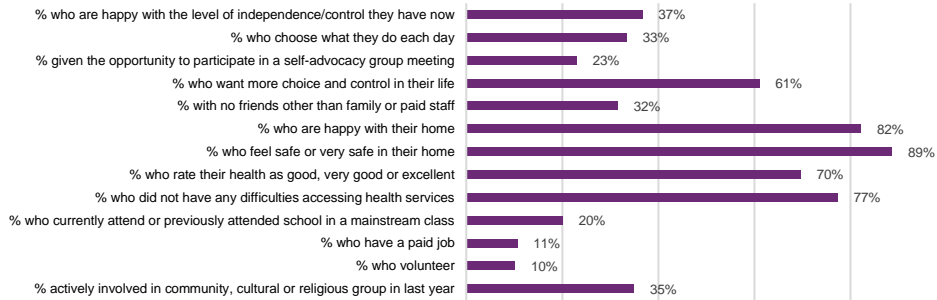
7.12 Total annualised committed support by support category for age 7 to 14 yrs



Age group: age 15 to end of age 24

Baseline outcomes - participants

7.13 Participants 15 to 24 (selected indicators)



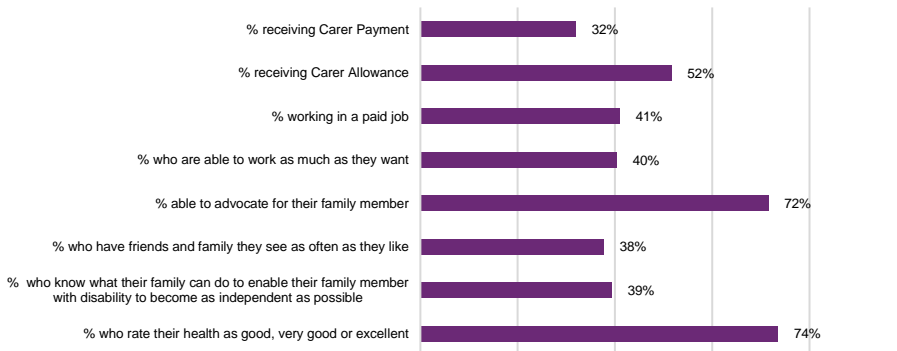
7.14 Description of key participant outcome domains

The adult framework consists of 8 participant domains:

1. Choice and control
2. Daily living activities
3. Relationships
4. Home
5. Health and wellbeing
6. Lifelong learning
7. Work
8. Social, community and civic participation

Baseline outcomes - family

7.15 Family/carers of participants 15 to 24



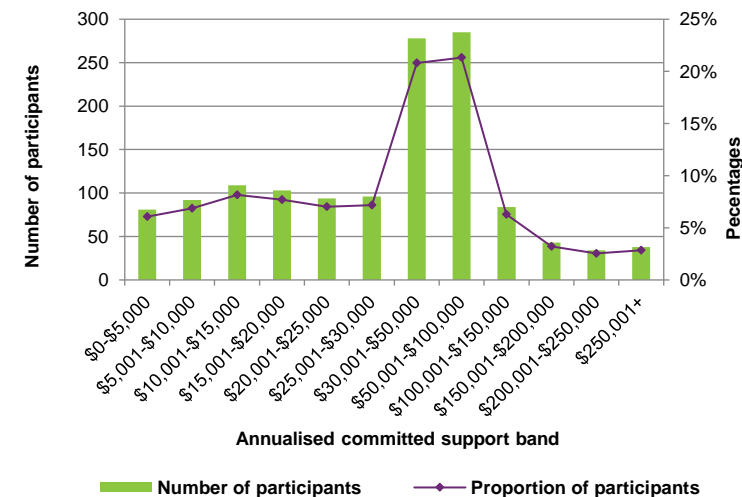
7.16 Description of key carer outcome domains

Outcome statements for families / carers of participants aged 15-24 years:

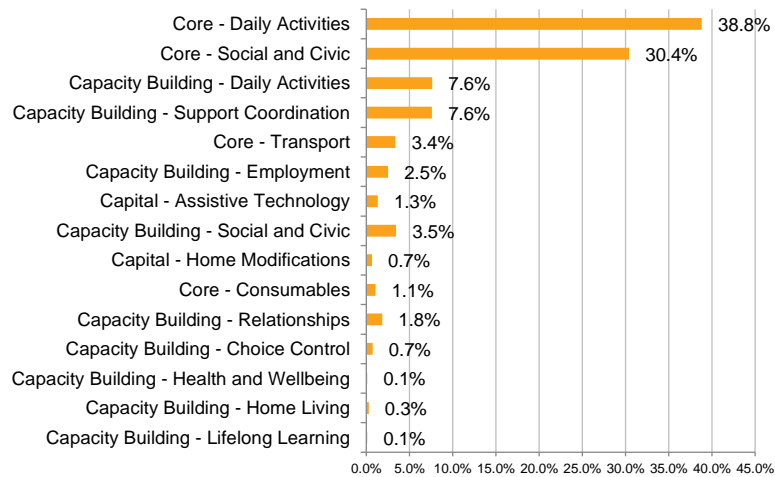
1. Families know their rights and advocate effectively for their young person with disability
2. Families have the support they need to care
3. Families are able to gain access to desired services, programs, and activities in their community
4. Families help their young person become independent

Support packages

7.17 Distribution of participants by annualised committed support band for age 15 to 24 yrs



7.18 Total annualised committed support by support category for age 15 to 24 yrs



Age group: age 25+

Baseline outcomes - participants

7.19 Participants age 25+ (selected indicators)



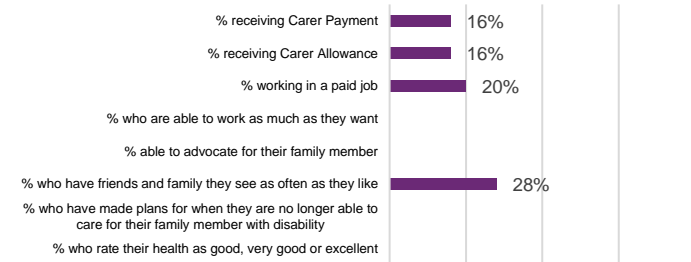
7.20 Description of key participant outcome domains

The adult framework consists of 8 participant domains:

1. Choice and control
2. Daily activities
3. Relationships
4. Home
5. Health and wellbeing
6. Lifelong learning
7. Work
8. Social, community and civic participation

Baseline outcomes - family

7.21 Family/carers of participants age 25+ (selected indicators)



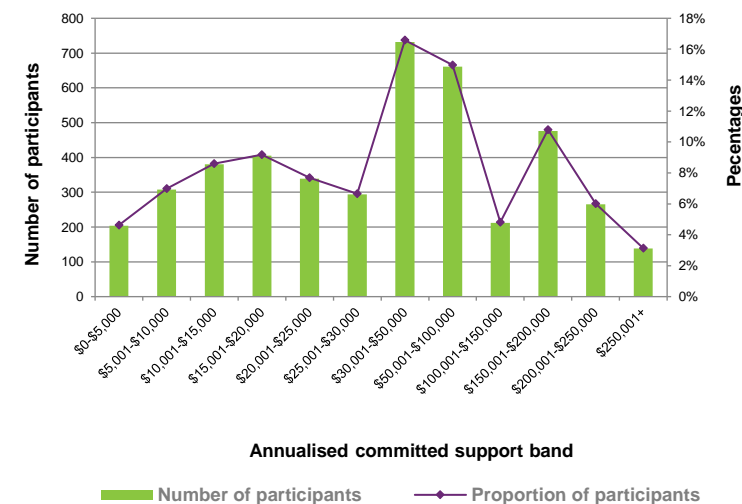
7.22 Description of key carer outcome domains

The adult framework consists of 5 family / carer domains:

1. Families know their rights and advocate effectively for their family member with disability
2. Families have the support they need to care
3. Families are able to gain access to desired services, programs, and activities in their community
4. Families have succession plans
5. Families enjoy health and wellbeing

Support packages

7.23 Distribution of participants by annualised committed support band for age 25+



7.24 Total annualised committed support by support category for age 25+

